

Green-Kubo representation of the viscosity of granular gases

J. Javier Brey

Área de Física Teórica, Universidad de Sevilla. Apartado de Correos 1065, E-41080, Sevilla, Spain

Abstract. The Green-Kubo representation of the shear viscosity of a dilute gas of inelastic hard disks derived from the Boltzmann equation is evaluated by means of the direct simulation Monte Carlo method. The relationship between the one-particle dynamics of the original expression and the N -particle dynamics needed for the simulation is analyzed. The presence of velocity correlations in the latter is identified and their possible implications are discussed.

INTRODUCTION

The prototypical model for granular gases is an ensemble of smooth inelastic hard spheres or disks with a constant coefficient of normal restitution α . For this model, the methods of kinetic theory have been applied and, in particular, the Boltzmann equation has been extended [1, 2]. Then, by using a modification of the Chapman-Enskog procedure, hydrodynamic equations have been derived [3, 4]. As the reference state, the isotropic and homogeneous cooling state (HCS) of a granular system is used. Due to the energy dissipation, the HCS is not stationary, but its energy decreases monotonically. Hydrodynamics has been employed with success to describe the behavior of granular flows.

As for molecular systems, the Chapman-Enskog method leads to complicated differential equations that have to be solved in some approximations. It has been shown that the aforementioned equations are equivalent to a representation of the transport coefficients that has a similar structure to the Green-Kubo relations for elastic systems, although with significant differences [5]. Equivalent expressions have been derived by identifying the hydrodynamic part of the spectrum of the linearized Boltzmann equation and assuming it dominates for long long times and wavelengths [6, 7].

Here, an evaluation of the Green-Kubo relation for the shear viscosity by means of N -particle simulations, namely the direct simulation Monte Carlo (DSMC) method [8], is presented. This requires going from the one-particle effective dynamics, as defined by a linearized Boltzmann operator, to a supposed equivalent N -particle dynamics. The relationship between both descriptions will turn out to be important for the analysis of the results. The existence an exact mapping of the HCS onto a steady state will be exploited as the basis of the simulation method [9, 10].

THE GREEN-KUBO EXPRESSION FOR THE SHEAR VISCOSITY

By using the Chapman-Enskog method or eigenfunctions expansions [5, 6], the shear viscosity η of a dilute granular gas of N smooth inelastic hard disks ($d = 2$) or spheres ($d = 3$) of mass m and diameter σ can be expressed in the form

$$\eta(T) = nm\ell v_0(T) \int_0^\infty ds e^{-s\zeta_0/2} \int d\mathbf{c}_1 \chi_{HCS}(\mathbf{c}_1) \Delta_{xy}(\mathbf{c}_1, s) \Phi_{2,xy}(\mathbf{c}_1). \quad (1)$$

Here n is the density, T the temperature, $v_0(T) = (2k_B T/m)^{1/2}$ with k_B the Boltzmann constant, $\ell = (n\sigma^{d-1})^{-1}$, and

$$\Delta_{xy}(\mathbf{c}) = c_x c_y, \quad \Phi_{2,xy}(\mathbf{c}) = -c_x \frac{\partial \ln \chi_{HCS}(\mathbf{c})}{\partial c_y}. \quad (2)$$

The function $\chi_{HCS}(\mathbf{c}_1)$ is defined from the solution of the Boltzmann equation describing the HCS, $f_{HCS}(\mathbf{v}_1, t)$, as [1]

$$f_{HCS}(\mathbf{v}_1, t) = m v_0^{-d} [T(t)] \chi_{HCS}(\mathbf{c}_1), \quad \mathbf{c}_1 = \frac{\mathbf{v}_1}{v_0 [T(t)]}, \quad (3)$$

Report Documentation Page

Form Approved
OMB No. 0704-0188

Public reporting burden for the collection of information is estimated to average 1 hour per response, including the time for reviewing instructions, searching existing data sources, gathering and maintaining the data needed, and completing and reviewing the collection of information. Send comments regarding this burden estimate or any other aspect of this collection of information, including suggestions for reducing this burden, to Washington Headquarters Services, Directorate for Information Operations and Reports, 1215 Jefferson Davis Highway, Suite 1204, Arlington VA 22202-4302. Respondents should be aware that notwithstanding any other provision of law, no person shall be subject to a penalty for failing to comply with a collection of information if it does not display a currently valid OMB control number.

| | | | | | |
|--|------------------------------------|-------------------------------------|-------------------------------|---|------------------------------------|
| 1. REPORT DATE 13 JUL 2005 | | 2. REPORT TYPE N/A | | 3. DATES COVERED - | |
| 4. TITLE AND SUBTITLE Green-Kubo representation of the viscosity of granular gases | | | | 5a. CONTRACT NUMBER | |
| | | | | 5b. GRANT NUMBER | |
| | | | | 5c. PROGRAM ELEMENT NUMBER | |
| 6. AUTHOR(S) | | | | 5d. PROJECT NUMBER | |
| | | | | 5e. TASK NUMBER | |
| | | | | 5f. WORK UNIT NUMBER | |
| 7. PERFORMING ORGANIZATION NAME(S) AND ADDRESS(ES) Área de Física Teórica, Universidad de Sevilla. Apartado de Correos 1065, E-41080, Sevilla, Spain | | | | 8. PERFORMING ORGANIZATION REPORT NUMBER | |
| 9. SPONSORING/MONITORING AGENCY NAME(S) AND ADDRESS(ES) | | | | 10. SPONSOR/MONITOR'S ACRONYM(S) | |
| | | | | 11. SPONSOR/MONITOR'S REPORT NUMBER(S) | |
| 12. DISTRIBUTION/AVAILABILITY STATEMENT Approved for public release, distribution unlimited | | | | | |
| 13. SUPPLEMENTARY NOTES See also ADM001792, International Symposium on Rarefied Gas Dynamics (24th) Held in Monopoli (Bari), Italy on 10-16 July 2004. | | | | | |
| 14. ABSTRACT | | | | | |
| 15. SUBJECT TERMS | | | | | |
| 16. SECURITY CLASSIFICATION OF: | | | 17. LIMITATION OF ABSTRACT | 18. NUMBER OF PAGES | 19a. NAME OF RESPONSIBLE PERSON |
| a. REPORT unclassified | b. ABSTRACT unclassified | c. THIS PAGE unclassified | | | |

and it is an isotropic function of the vector \mathbf{c}_1 . Finally, the time dependence of Δ_{xy} is given by

$$\Delta_{xy}(\mathbf{c}_1, s) = e^{s\bar{\Lambda}_c(\mathbf{c}_1)} \Delta_{xy}(\mathbf{c}_1), \quad (4)$$

$$\bar{\Lambda}_c(\mathbf{c}_1) = \int d\mathbf{c}_2 \chi_{HCS}(\mathbf{c}_2) \int d\hat{\sigma} \Theta(\mathbf{c}_{12} \cdot \hat{\sigma}) \mathbf{c}_{12} \cdot \hat{\sigma} [b_\sigma(\mathbf{c}_1, \mathbf{c}_2) - 1] (1 + \mathcal{P}_{12}) + \frac{\zeta_0}{2} \mathbf{c}_1 \cdot \frac{\partial}{\partial \mathbf{c}_1}, \quad (5)$$

where $\mathbf{c}_{12} = \mathbf{c}_1 - \mathbf{c}_2$, Θ is the Heaviside step function, $\hat{\sigma}$ is the unit vector pointing from the center of particle 2 to the center of particle 1 at contact, the operator \mathcal{P}_{12} interchanges the subindexes 1 and 2 to its right, and $b_\sigma(\mathbf{c}_1, \mathbf{c}_2)$ is an operator replacing all the velocities \mathbf{c}_1 and \mathbf{c}_2 appearing to its right by the postcollisional values \mathbf{c}'_1 and \mathbf{c}'_2 given by

$$\mathbf{c}'_1 \equiv b_\sigma \mathbf{c}_1 = \mathbf{c}_1 - \frac{1+\alpha}{2} (\hat{\sigma} \cdot \mathbf{c}_{12}) \hat{\sigma}, \quad \mathbf{c}'_2 \equiv b_\sigma \mathbf{c}_2 = \mathbf{c}_2 + \frac{1+\alpha}{2} (\hat{\sigma} \cdot \mathbf{c}_{12}) \hat{\sigma}. \quad (6)$$

The last term on the right hand side of Eq. (5) contains the time-independent reduced cooling rate of the HCS, ζ_0 , defining the evolution of the temperature in that state,

$$\partial_t T(t) = -\zeta_{HCS}(T) T, \quad \zeta_0 = \frac{\ell \zeta_{HCS}}{v_0(T)}. \quad (7)$$

Equation (1) differs from the standard Green-Kubo expression for dilute molecular systems in several aspects:

- The average is taken over the velocity distribution of the HCS and not over the Maxwellian characterizing the equilibrium state. Both differ for $\alpha < 1$.
- The time correlation function couples the transversal momentum flux Δ_{xy} and a “modified flux” $\Phi_{2,xy}$.
- The dynamics includes an accelerating streaming between collisions.
- The time integral contains, in addition to the correlation function, an exponentially decreasing in time factor.

To render Eq. (1) suitable for evaluation by means of N -particle simulations, some issues must be addressed. First, it presents the technical difficulty that Λ_c involves the cooling rate ζ_0 that, therefore, must be known *a priori*. Consequently, it is useful to make a change of scale [9, 10],

$$\tau = \frac{\zeta_0}{2\omega_0} s, \quad \mathbf{w} = \frac{2\omega_0 \ell}{\zeta_0} \mathbf{c} \quad (8)$$

with ω_0 being an arbitrary time-independent dimensionless frequency. Then, Eq. (1) transforms into

$$\eta(T) = \frac{nmv_0(T)}{\tilde{v}_{0,st} N} \int_0^\infty dt e^{-\omega_0 t} \langle \Delta_{xy}(\mathbf{v}, t) \Phi_{2,xy}(\mathbf{v}/\tilde{v}_{0,st}) \rangle_{st}. \quad (9)$$

Here, we have renamed the time and velocity variables, $\tilde{v}_{0,st} \equiv (2k_B \tilde{T}_{st}/m)^{1/2}$ where

$$\tilde{T}_{st} = \frac{2m}{k_B} \left(\frac{\omega_0 \ell}{\zeta_0} \right)^2, \quad (10)$$

and the angular brackets denote average defined by

$$\langle a(\mathbf{v}, t) b(\mathbf{v}) \rangle_{st} \equiv \int d\mathbf{r} \int d\mathbf{v} \tilde{f}_{st}(\mathbf{v}) a(\mathbf{v}, t) b(\mathbf{v}), \quad \tilde{f}_{st}(\mathbf{v}) = n \tilde{v}_{0,st}^{-d} \chi_{HCS} \left(\frac{\mathbf{v}}{\tilde{v}_{0,st}} \right). \quad (11)$$

Moreover, the time dependence is now given by

$$a(\mathbf{v}, t) = e^{t\bar{\Lambda}_{st}(\mathbf{v})} a(\mathbf{v}) \quad (12)$$

with

$$\bar{\Lambda}_{st}(\mathbf{v}_1) = \sigma^{d-1} \int d\mathbf{v}_2 \tilde{f}_{st}(\mathbf{v}_2) \int d\hat{\sigma} \Theta(\mathbf{v}_{12} \cdot \hat{\sigma}) \mathbf{v}_{12} \cdot \hat{\sigma} [b_\sigma(\mathbf{v}_1, \mathbf{v}_2) - 1] (1 + \mathcal{P}_{12}) + \omega_0 \mathbf{v}_1 \cdot \frac{\partial}{\partial \mathbf{v}_1}. \quad (13)$$

N-PARTICLE REPRESENTATION

In Eq. (9), the dynamics is defined by means of the linear operator $\tilde{\Lambda}_{st}$. Before computing it by N -particle simulation methods, it must be rewritten in terms of a well defined particle dynamics. The structure of $\tilde{\Lambda}_{st}$ suggests to introduce an acceleration streaming between collisions,

$$\frac{\partial}{\partial t} \mathbf{R}_i(t) = \mathbf{V}_i(t), \quad \frac{\partial}{\partial t} \mathbf{V}_i(t) = \omega_0 \mathbf{V}_i(t), \quad (14)$$

while the effect of a collision between particles i and j is to instantaneously modify their velocities accordingly with the same rules as in the original dynamics and given in Eqs. (6), i.e.

$$\mathbf{V}_i \rightarrow \mathbf{V}'_i \equiv b_\sigma \mathbf{V}_i = \mathbf{V}_i - \frac{1+\alpha}{2} (\hat{\sigma} \cdot \mathbf{V}_{ij}) \hat{\sigma}, \quad \mathbf{V}_j \rightarrow \mathbf{V}'_j \equiv b_\sigma \mathbf{V}_j = \mathbf{V}_j + \frac{1+\alpha}{2} (\hat{\sigma} \cdot \mathbf{V}_{ij}) \hat{\sigma}. \quad (15)$$

For this dynamics, the Liouville equation can be obtained. Then, by means of any of the standard procedures, the Boltzmann equation can be derived in the low density limit. It has the form

$$\left(\frac{\partial}{\partial t} + \omega_0 \frac{\partial}{\partial \mathbf{v}} \cdot \mathbf{v} + \mathbf{v} \cdot \frac{\partial}{\partial \mathbf{r}} \right) f(\mathbf{r}, \mathbf{v}, t) = J[f, f], \quad (16)$$

where $J[f, f]$ is the same Boltzmann collision operator as in the original dynamics. It is now easily verified that $\tilde{f}_{st}(\mathbf{v})$ is a steady solution of this equation [10]. Let us assume that the Liouville equation has a stationary solution $\rho_{st}(\Gamma)$, where Γ denotes a point in phase space. A sufficient condition for this is that the distribution function of the HCS in the actual, original dynamics has the scaling property

$$\rho_{HCS}(\Gamma, t) = (v_0[T(t)])^{-dN} \rho_{HCS}^* (\{\mathbf{R}_{ij}, \mathbf{V}_i/v_0[T(t)]\}). \quad (17)$$

Consider time correlation functions of the form

$$C_{AB,st}(t) = \langle A(t)B \rangle_{N,st} - \langle A \rangle_{N,st} \langle B \rangle_{N,st}, \quad (18)$$

where

$$\langle A \rangle_{N,st} = \int d\Gamma \rho_{st}(\Gamma) A(\Gamma), \quad \langle B \rangle_{N,st} = \int d\Gamma \rho_{st}(\Gamma) B(\Gamma), \quad (19)$$

$$\langle A(t)B \rangle_{N,st} = \int d\Gamma \rho_{st}(\Gamma) A(\Gamma, t) B(\Gamma), \quad (20)$$

with

$$A(\Gamma) = \sum_{i=1}^N a(\mathbf{V}_i), \quad B(\Gamma) = \sum_{i=1}^N b(\mathbf{V}_i). \quad (21)$$

The dynamical variable $A(\Gamma, t) \equiv A[\Gamma(t)]$ is generated from $A(\Gamma)$ through the dynamics defined above. The low density limit of $C_{AB,st}$ can be obtained by using the same procedures as for molecular systems [10]. The hypothesis needed are the same as those required to derive the Boltzmann equation [11], plus the additional assumption that velocity correlations are negligible in the HCS at low densities. Then, it is found that $C_{AB,st}$ is given by Eq. (11). This provides a direct way of evaluating the latter expression, and therefore the shear viscosity, by means of N -particle simulations, since the dynamics defined by Eqs. (14) and (15) is easily implemented. Of course, the equality

$$C_{AB,st} = \langle a(\mathbf{v}, t) b(\mathbf{v}) \rangle_{st} \quad (22)$$

only holds at low enough densities and as long as velocity correlations effects are negligible in the HCS. The DSMC method is a very useful tool to generate the low density dynamics of a system [8, 12]. This method is designed as a real N -particle dynamics simulation of a low density gas, consequently providing its complete dynamical description.

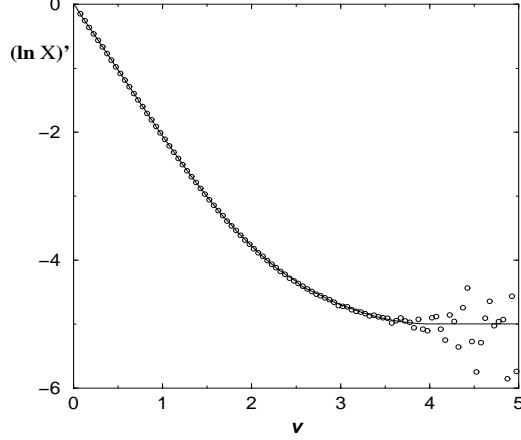


FIGURE 1. Plot of $(\ln X)' \equiv \partial \ln \chi_{HCS} / \partial c$ as a function of $c = v / \tilde{v}_{0,st}$ for $\alpha = 0.6$. The circles are the numerical derivative of the simulation results and the solid line the fitted function. The velocity is measured in the units defined in the text.

SIMULATION RESULTS

We have performed DSMC simulations of a system of $N = 10^4$ inelastic hard disks. Since we are dealing with position independent quantities in a homogeneous state, it is enough to consider one cell in configuration space. This allows to increase the statistics and also avoids that the system spontaneously develops spatial inhomogeneities. This is important since the HCS is unstable with respect to spatial long wavelength perturbations [13, 14].

We introduce a dimensionless reduced shear viscosity η^* by scaling the viscosity with its elastic limit in the first Sonine approximation η_0 ,

$$\eta^* = \frac{\eta(T)}{\eta_0(T)}, \quad \eta_0 = \frac{1}{2\sigma} \left(\frac{mk_B T}{\pi} \right)^{1/2}. \quad (23)$$

Then, Eq. (9) yields

$$\eta^* = \frac{2\sqrt{2\pi}}{\ell \tilde{v}_{0,st}} \int_0^\infty dt J_\eta(t) e^{-\omega_0 t}, \quad (24)$$

with

$$J_\eta(t) = \frac{1}{N} \langle \Delta_{xy}(\mathbf{v}, t) \Phi_{2,xy}(\mathbf{v} / \tilde{v}_{0,st}) \rangle_{st}. \quad (25)$$

Let us remind that what is actually computed in the N -particle description is

$$J'_\eta(t) = \frac{1}{N} \sum_i^N \sum_j^N \langle \Delta_{xy}(\mathbf{v}_i, t) \Phi_{2,xy}(\mathbf{v}_j / \tilde{v}_{0,st}) \rangle_{N,st}. \quad (26)$$

The simulations show that the system reaches, after a transient period, a stationary state with a temperature \tilde{T}_{st} . Then, we measured the velocity function $\partial \ln \chi_{HCS}(\mathbf{c}) / \partial c$, $\mathbf{c} = \mathbf{v} / \tilde{v}_{0,st}$, to determine the modified flux $\Phi_{2,xy}(\mathbf{c})$, defined in Eq. (2). For this, the range of \mathbf{v} was partitioned into small non-overlapping bins and the frequency distribution was built. Afterwards, the numerical derivative was computed. An example of the results, for $\alpha = 0.6$, is given in Fig. 1. Here and in the following, the unit of mass is m , the unit of length is $\ell = (n\sigma)^{-1}$, and the unit of time is $\ell[2k_B \tilde{T}(0)/m]^{-1/2}$, where $\tilde{T}(0)$ is the initial temperature. Moreover, we set $k_B = 1$, implying that in our units it is $\tilde{T}(0) = 1/2$. For large velocities, $\partial \ln \chi_{HCS}(\mathbf{c}) / \partial \mathbf{c}$ tends to a constant, reflecting the exponential decay of $\chi_{HCS}(\mathbf{c})$ [15].

Once the function $\Phi_{2,xy}$ has been determined for each of the values of α considered, the correlation function $J'_\eta(t)$ has been measured. It is seen to decay exponentially in time, at least over more than two decades, for all the values of the restitution coefficient [16]. Then, $J'_\eta(t)$ was fitted to an exponential, $J'_\eta(t) = J'_\eta(0)e^{-\lambda_\eta t}$, and the fitted parameters

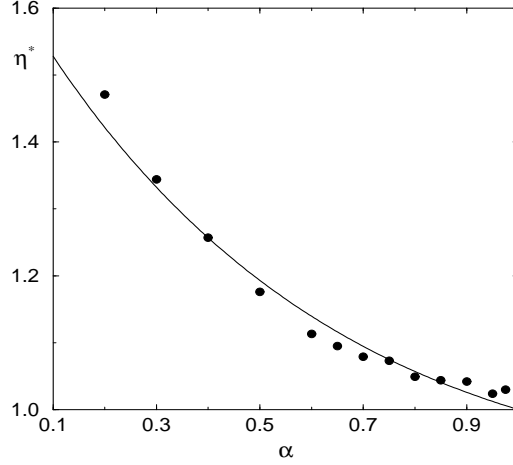


FIGURE 2. The reduced coefficient of shear viscosity η^* for a system of inelastic disks as a function of the coefficient of normal restitution α . The symbols are from the DSMC method and the solid line is the first Sonine approximation.

$J'_\eta(0)$ and λ_η were determined. In terms of them, Eq. (24) reads

$$\eta^* = \frac{2\sqrt{2\pi}J'_\eta(0)}{\lambda_\eta + \omega_0}. \quad (27)$$

The values of η^* obtained in this way are shown in Fig. 2. A good agreement is observed with the results obtained in the first Sonine approximation [17], although a slightly different behavior is also clearly identified. It is interesting to consider the initial value of $J'_\eta(t)$ and decompose it in the form

$$J'_\eta(0) = J_\eta^{(1)}(0) + J_\eta^{(2)}(0), \quad (28)$$

where

$$J_\eta^{(1)}(0) = \frac{1}{N} \sum_i^N \langle \Delta_{xy}(\mathbf{v}_i) \Phi_{2,xy}(\mathbf{v}_i/\tilde{v}_{0,st}) \rangle_{N,st}, \quad J_\eta^{(2)}(0) = \frac{1}{N} \sum_i^N \sum_{j \neq i}^N \langle \Delta_{xy}(\mathbf{v}_i) \Phi_{2,xy}(\mathbf{v}_j/\tilde{v}_{0,st}) \rangle_{N,st}. \quad (29)$$

The first component, $J_\eta^{(1)}(0)$ is identically the same as $J_\eta(0)$, where $J_\eta(t)$ was defined in Eq. (25). It is independent of the velocity correlations present in the system. In fact, its exact value can be easily obtained, and for the choice of ω_0 used in the simulations and the units we are employing, it is $J_\eta^{(1)}(0) = J_\eta(0) = 1/2$ for all α [16]. The other part, $J_\eta^{(2)}(0)$, contains the effect of velocity correlations and was assumed to be negligible. The simulation results for $J'_\eta(0)$ are plotted in Fig. 3. For $\alpha < 0.6$, contributions from $J_\eta^{(2)}$ become significant, indicating the presence of velocity correlations in the system. This result raises some fundamental questions. Are the observed correlations an artifact of the DSMC method? We believe they are not, since velocity correlations in the HCS also have been recently observed and measured in molecular dynamics simulations [18]. Why there is such a good agreement between the first Sonine approximation predictions and the simulation results for the shear viscosity, even from strong dissipation? A possible answer is that the Sonine expansion is introduced, and truncated, both in the initial conditions and in the dynamics of the fluxes, leading to some kind of compensation. For small values of α , which Green-Kubo expression is the right one, that with $J_\eta(t)$ or that with $J'_\eta(t)$?, or are both wrong? And, finally, can it be concluded from these results that the Boltzmann equation should be somehow revised for strong inelasticity? All these points clearly deserve further analysis.

Although in this paper we have restricted ourselves to the shear viscosity, the Green-Kubo expressions for the other two transport coefficients, associated with the heat flux, can be computed in a similar way. For not too strong dissipation, the simulation results agree quite well with the first Sonine approximation predictions. Nevertheless, the discrepancies grow rather fast as α decreases below $\alpha \approx 0.7$. This might be, at least partially, due to the presence

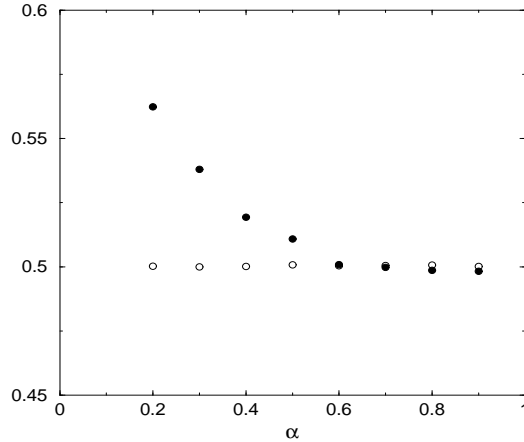


FIGURE 3. DSMC results for the correlation function $J'_\eta(0)$ (filled circles) and its diagonal part $J''_\eta^{(1)}(0)$ (empty circles).

of velocity correlations in the DSMC results. A detailed discussion of these transport coefficients will be published elsewhere [16].

ACKNOWLEDGMENTS

We acknowledge financial support from the Ministerio de Ciencia y Tecnología (Spain) through Grant No. BFM2002-00303 (partially financed by FEDER funds)

REFERENCES

1. Goldstein M. and Shapiro M., *J. Fluid Mech.*, **282**, 75-114 (1995).
2. Brey J.J., Dufty J.W., and Santos A., *Physica*, **87**, 1051-1066 (1997).
3. Brey J.J., Dufty J.W., Kim C.S., and Santos A., *Phys. Rev. E*, **58**, 4638-4653 (1998).
4. Sela N. and Goldhirsch I., *J. Fluid Mech.*, **361**, 41-74 (1998).
5. Dufty J.W. and Brey J.J., *Physica*, **109**, 433-448 (2002).
6. Brey J.J., Dufty J.W., and Ruiz-Montero M.J., "Linearized Boltzmann Equation and Hydrodynamics for Granular gases", in *Granular Gas Dynamics*, edited by T. Pöschel and N. Brilliantov, Springer-Verlag, Berlin, 2003, pp. 225-246.
7. Dufty J.W. and Brey J.J., *Phys. Rev. E*, **68**, 030302-1-4 (2003).
8. Bird G., *Molecular gas Dynamics and the Direct Simulation of Gas Flows*, Clarendon Press, Oxford (1994).
9. Lutsko J., *Phys. Rev. E*, **63**, 061211-1-14 (2001).
10. Brey J.J., Ruiz Montero M.J., and Moreno F., *Phys. Rev. E*, **69**, 051303-1-13 (2004).
11. Ernst M.H. and Cohen E.G.D., *J. Stat. Phys.*, **25**, 153-180 (1981).
12. García A., *Numerical Methods for Physics*, Prentice Hall, Englewood Cliffs, NJ (2000).
13. Goldhirsch I. and Zanetti G. *Phys. Rev. Lett.*, **70**, 1619-1622 (1993).
14. Brey J.J., Ruiz-Montero M.J., and Cubero D. *Phys. Rev. E*, **54**, 3664-3671 (1996).
15. Esipov S.E. and Pöschel T., *J. Stat. Phys.*, **86**, 1385-1395 (1997).
16. Brey J.J. and Ruiz-Montero M.J., unpublished.
17. Brey J.J. and Cubero D., "Hydrodynamic Transport Coefficients of Granular Gases", in *Granular Gases*, edited by T. Pöschel and S. Luding, Springer-Verlag, Berlin (2001), pp. 59-78.
18. Brey J.J., García de Soria M.I., Maynar P., and Ruiz-Montero M.J., *Phys. Rev. E*, to appear (2004).