

A well-balanced finite volume-augmented Lagrangian method for an integrated Herschel-Bulkley model

C. Acary-Robert*, E.D. Fernández-Nieto[◦], G. Narbona-Reina[◦], P. Vigneaux[‡]

January 5, 2012

Abstract

We are interested in the derivation of an integrated Herschel-Bulkley model for shallow flows, as well as in the design of a numerical algorithm to solve the resulting equations. The goal is to simulate the evolution of thin sheet of viscoplastic materials on inclined planes and, in particular, to be able to compute the evolution from dynamic to stationary states. The model involves a variational inequality and it is valid from null to moderate slopes. The proposed numerical scheme is well balanced and involves a coupling between a duality technique (to treat plasticity), a fixed point method (to handle the power law) and a finite volume discretization. Several numerical tests are done, including a comparison with an analytic solution, to confirm the well balanced property and the ability to cope with the various rheological regimes associated with the Herschel-Bulkley constitutive law.

Keywords: variational inequality, finite volume, well balanced, Herschel-Bulkley, viscous shallow water, avalanche

* LAMA, Université de Savoie. Campus Scientifique, 73376, Le Bourget-du-Lac, France. (Celine.Acary-Robert@univ-savoie.fr)

[◦] Departamento de Matemática Aplicada I, E.T.S. Arquitectura. Universidad de Sevilla. Avda. Reina Mercedes 2. 41012 Sevilla, Spain. (edofer@us.es, gnarbona@us.es).

[‡] Corresponding author. Unité de Mathématiques Pures et Appliquées, Ecole Normale Supérieure de Lyon, France. Tel: +33 472 72 85 45, Fax: +33 472 72 84 80, (Paul.Vigneaux@math.cnrs.fr)

Contents

1	Introduction	2
2	Variational formulation of the Herschel-Bulkley model	5
3	An integrated Herschel-Bulkley model	8
3.1	Averaged equations	8
3.2	Asymptotic approximation	11
4	A coupled finite volume/augmented Lagrangian scheme for Herschel-Bulkley	13
4.1	Semi-discretization in time and augmented Lagrangian	14
4.2	Finite Volume method for spatial discretization	18
4.3	The coupled scheme and its well-balanced property	21
5	Numerical tests	23
5.1	A simplified model for a duct flow test	23
5.2	Test at high rate of shear – exploring the rheological law	27
5.3	Avalanche test case – rheology at smaller shear rate	30
6	Conclusion	34
A	The regula-falsi method for q	35
B	Rheological regimes of the integrated Herschel-Bulkley model	36

1 Introduction

In this article, we are interested in the derivation of an integrated Herschel-Bulkley model for shallow flows, as well as in the design of a numerical algorithm to solve the resulting equations. The goal is to simulate the evolution of thin sheet of *viscoplastic materials* on inclined planes and, in particular, to be able to compute the evolution from dynamic to stationary states.

Let us recall that for Newtonian fluids the constitutive law expresses the linear relation between the deviatoric part of the stress tensor, σ' , and the rate of strain tensor, $D(u)$, through a constant coefficient, the viscosity μ : $\sigma' = \mu D(u)$. This law typically leads to the well-known Navier-Stokes equations. However, many materials of real world applications can not be described by such a linear constitutive law. This leads to more refined relations which take into account these more complicated rheologies –generically referred to as non-Newtonian. Non-Newtonian fluids can exhibit various forms of “non-linearity”: for instance, instead of being constant, the viscosity coefficient can be a function of the rate of shear or can depend on the history of the flow and exhibits signs of hysteresis; another example is the presence of a threshold in the constitutive law (the reader is referred to classical textbooks on rheology for more

examples and details, e.g. [7, 23]). One of the causes of non-Newtonian character of the rheology studied in this paper is indeed plasticity (along with another property which is shear-thinning or shear-thickening as we will see in the following).

Viscoplastic materials are characterised by the existence of a yield stress: below a certain critical threshold in the imposed stress, there is no deformation and the material behaves like a rigid solid, but when that yield value is exceeded, the material flows like a fluid. Such flow behaviour can be encountered in many practical situations such as food pastes, cosmetics creams, heavy oils, mud and clays, lavas and avalanches. As a consequence, the theory of the fluid mechanics of such materials has applications in a wide variety of fields such as chemical industry, food processing and geophysical fluid dynamics.

Among numerous models used to describe the rheology of viscoplastic materials, Bingham (linear model with plasticity, [6]) and Herschel-Bulkley (power law model with plasticity, [17]) models are probably the most iconic. The Herschel-Bulkley model is expressed as :

$$\begin{aligned} \sigma' &= \left(2^\varphi K |D(u)|^{\varphi-1} + \tau_y \frac{1}{|D(u)|} \right) D(u), & \text{if } |D(u)| \neq 0, \\ |\sigma'| &\leq \tau_y, & \text{if } |D(u)| = 0, \end{aligned} \quad (1)$$

where K is the constant consistency, τ_y is the yield stress and $|D(u)|$ is the second invariant of the rate of strain (we will give complete definitions and notations in the following section). This model can be seen as a generalization of the Bingham model which is retrieved from (1) by taking $\varphi = 1$. On the one hand, Bingham model is the simplest model when it comes to describe plasticity. On the other hand, if we take $\tau_y = 0$ and $\varphi < 1$, we end up with the classical power-law (shear-thinning) model. Evidently, if $\tau_y = 0$ and $\varphi = 1$, (1) leads to the classic Navier-Stokes equations.

We will illustrate our developments on a model based on (1) with applications in the field of avalanche of dense material. We note that it is clear, from the literature on the subject (see [1] and references therein), that it is very difficult to postulate a precise constitutive relation for the stress tensor in terms of a deformation measure that correctly describes avalanche behavior encountered in natural environments (landslides, debris flow, snow avalanches, etc). Herschel-Bulkley model has attracted growing attention both from the experimental and theoretical viewpoints (see for instance [2] and references therein).

As mentioned at the beginning of this introduction, apart from the difficulty associated to the constitutive relation, there is another source of complication associated to the flows we are here considering: we have to deal with free surfaces. Since this article aims at laying foundations for simulations of 3D non-Newtonian free surface flows, we want to work with reduced models. Indeed, even if it is now possible to compute such 3D flows by solving the full equations, it must be noted that the global computational time is still very expensive, especially if one wants to reach long physical times to study

the stopping dynamics of the material (such times can be rather long depending on the value of τ_y). The classical idea is thus to rely on reduced models, in such a way important physical features are retained as much as possible, but computational difficulties are significantly smoothed out. In the context of non-Newtonian fluids, there are essentially two families of approaches to deal with this issue: lubrication theory and shallow water models.

On the one hand, in lubrication models, fluid velocity and pressure are determined by the local fluid height and its derivatives. Originally, these methods were derived for gentle slopes and thin flows. Nevertheless, they can be extended to the case of steep slopes, as it was pointed out by Balmforth et al. in [4]. Some other works on this issue, and in the context of the Herschel-Bulkley model, can be found for instance in [3, 2, 22].

On the other hand, for thicker flows, shallow water approaches consist in deriving governing equations by averaging the local mass and momentum equations across the stream depth. Regarding the modelling of Herschel-Bulkley fluids, we can mention the works [18, 20, 26, 24]. In [8], another kind of shallow water model is derived by considering a constant profile for the velocity along the vertical and using a variational formulation of the Navier-Stokes equations for Bingham fluids, by choosing convenient test functions. Compared to previous ones, the advantage of this model lies in its validity for null slopes.

In this paper, we thus extend our previous work [8], dedicated to Bingham model, by considering instead the model (1). This allows us to tackle practical situations, such as the one presented in [2]. More precisely, starting from a 3D incompressible fluid modelled by the Navier-Stokes equations, together with the Herschel-Bulkley constitutive law (1), and with a free surface, we introduce its formulation as a variational inequality and derive a shallow water asymptotic of this system.

To solve numerically the obtained model, we need to treat the optimization problem coming from the plastic behavior of the material: this is done with an augmented Lagrangian approach inspired by the seminal work of Glowinski and coworkers (see [11] for a recent review). In the context of shallow water problems, we adopt a finite volume approach to discretize the equations. A careful treatment must be made to design a well-balanced scheme when coupling the finite volume scheme and the augmented Lagrangian method. This idea was first introduced in [8], in the context of a *linear* viscoplastic law, and is here extended to the case of a *power* viscoplastic law such as (1).

The well-balanced properties are related to the stationary solutions of the system. In our case, we seek numerical schemes that preserve exactly two types of stationary solutions. The first one corresponds to the case of an horizontal free surface. In the case of a fluid ($\tau_y = 0$, $\wp = 1$) this solution corresponds to water at rest. The second type of stationary solution is defined by a constant height over an inclined slope, when the material is rigid enough (see Section 4.3, equation (61)).

For hyperbolic systems with source terms, a discretization of the source term compatible with the one of the flow term must be performed. Otherwise, stemming from

the numerical diffusion terms, a first order error in space takes place. This error, after time iteration, may yield large errors in wave amplitude and speed. The pioneering work by Roe [25] relates the choice of the approximation of the source term with the property of preserving stationary solutions. Bermúdez and Vázquez-Céndón introduce in [5] an extension of Roe solver, in the context of Shallow Water equations, which preserves exactly the stationary solution of water at rest. This work originated the so-called “well-balanced” solvers, in the sense that the discrete source terms balance the discrete flux terms when computed on some (or all) of the steady solutions of the continuous systems. Different extensions have been done: see for instance Greenberg-Leroux [15], LeVeque [21], Chacón et al. [10].

The difficulty to design a well-balanced scheme when coupling the finite volume scheme and the augmented Lagrangian method to treat the spatial discretization of the model proposed in this paper comes from an extra source term, which depends on the Lagrangian multiplier μ (see equation (49)).

This work is organized as follows: after this introduction we describe the three-dimensional Herschel-Bulkley model from which we derive the integrated model. This derivation is developed in Section 3, where we perform the asymptotic analysis of the system. In Section 4, a coupled finite volume/augmented Lagrangian method with well-balanced property is proposed to solve the model and illustrated in the one-dimensional-in-space case. Finally, in Section 5, we present several numerical tests to validate the various properties of the model and the numerical approximation. First, a simplified model for a duct flow is studied and compared to an analytical solution. Then, we set-up two numerical tests to explore the various regimes of the rheological law: at high and small rate of shear. The latter corresponding to an academic test of avalanche which shows the ability of the method to compute stationary states, i.e. to determine the time and material height profile when the avalanche stops.

2 Variational formulation of the Herschel-Bulkley model

In this section, we describe the governing equations for a Herschel-Bulkley fluid confined to a domain $\mathcal{D}(t) \subset \mathbb{R}^3$ with a smooth boundary $\partial\mathcal{D}(t)$.

Since we deal with an incompressible fluid, we have

$$\operatorname{div} \mathbf{u} = 0 \quad \text{in } \mathcal{D}(t), \quad (2)$$

where \mathbf{u} is the Eulerian velocity field. We consider the time interval $(0, T)$ with $T > 0$ to solve the evolution problem.

In the following, the space and time coordinates as well as all mechanical fields are non dimensional, so we introduce some notations for the characteristic variables: ρ_c , V_c , L_c , T_c , f_c , τ_c and p_c corresponding respectively to density, velocity, length, time, body force, yield stress and pressure.

The conservation of mass is given by

$$\operatorname{St} \frac{\partial \rho}{\partial t} + \mathbf{u} \cdot \nabla \rho = 0 \quad \text{in } \mathcal{D}(t) \quad (3)$$

where $\rho = \rho(t, x) \geq \underline{\rho} > 0$ is the mass density distribution and $\text{St} = L_c/(V_c T_c)$ is the Strouhal number.

For incompressible fluids, the stress tensor $\boldsymbol{\sigma}$ is usually decomposed into an isotropic part $-p\mathbf{I}$ where $p = -\text{trace}(\boldsymbol{\sigma})/3$ represents the pressure field and a remainder called the deviatoric part of the stress tensor $\boldsymbol{\sigma}' = \boldsymbol{\sigma} + p\mathbf{I}$. Thus, momentum balance law in Eulerian coordinates reads

$$\rho \left(\text{St} \frac{\partial \mathbf{u}}{\partial t} + (\mathbf{u} \cdot \nabla) \mathbf{u} \right) - \text{div} \boldsymbol{\sigma}' + \frac{1}{\text{Fr}^2} \nabla p = \frac{1}{\text{Fr}^2} \rho \mathbf{f} \quad \text{in } \mathcal{D}(t), \quad (4)$$

where \mathbf{f} denotes the body forces. The Froude number is $\text{Fr}^2 = \rho_c V_c^2 / p_c$ where the characteristic pressure is chosen as $p_c = \rho_c f_c L_c$.

With the definition of the deviatoric stress, we specify the rheology of the fluid and we get a closed problem together with conservation of mass and momentum (3), (4). We write the constitutive law for a Herschel-Bulkley fluid:

$$\boldsymbol{\sigma}' = \frac{2}{\text{Re}} \eta_1 \frac{\mathbf{D}(\mathbf{u})}{|\mathbf{D}(\mathbf{u})|^{1-\varphi}} + \tau_y \mathbf{B} \frac{\mathbf{D}(\mathbf{u})}{|\mathbf{D}(\mathbf{u})|} \quad \text{if } |\mathbf{D}(\mathbf{u})| \neq 0, \quad (5)$$

$$|\boldsymbol{\sigma}'| \leq \tau_y \mathbf{B} \quad \text{if } |\mathbf{D}(\mathbf{u})| = 0, \quad (6)$$

where $\mathbf{D}(\mathbf{u}) = (\nabla \mathbf{u} + \nabla^T \mathbf{u})/2$ is the rate of strain tensor, $|\mathbf{D}(\mathbf{u})| = (\sum_{i,j=1}^3 [(\nabla \mathbf{u} + \nabla^T \mathbf{u})/2]_{i,j}^2)^{1/2}$ and $0 < \varphi < 1$ is the power associated to the Herschel-Bulkley law. For this range of values the effective viscosity decreases with the amount of deformation, leading to the so-called shear-thinning effect. The coefficient $\eta_1 \geq \underline{\eta} > 0$ is defined as a function of φ and the consistency K through,

$$\eta_1 = 2^{\varphi-1} K. \quad (7)$$

When considering a density-dependent model, the coefficient η_1 depends on the density ρ through a constitutive function, *i.e.*

$$\eta_1 = \eta_1(\rho). \quad (8)$$

We now describe the Reynolds and the Bingham numbers, respectively,

$$\text{Re} = \frac{\rho_c V_c L_c}{K \left(\frac{V_c}{L_c} \right)^{\varphi-1}}, \quad \text{Bi} = \frac{\tau_c L_c^\varphi}{K V_c^\varphi},$$

and we also define the quotient $\text{B} = \text{Bi}/\text{Re}$.

For boundary conditions, we assume that $\partial \mathcal{D}(t)$ is split in two disjoint parts: $\partial \mathcal{D}(t) = \Gamma_b(t) \cup \Gamma_s(t)$ where $\Gamma_b(t)$ is the part of the fluid which is on the solid bottom, and $\Gamma_s(t)$ is the free surface region.

We will denote as \mathbf{n} the outward unit normal on $\partial \mathcal{D}(t)$ and we adopt the following

notation for the tangential and normal decomposition of any velocity field \mathbf{u} and any density of surface forces $\boldsymbol{\sigma}\mathbf{n}$,

$$\mathbf{u} = u_n \mathbf{n} + \mathbf{u}_t, \quad \text{with } u_n = \mathbf{u} \cdot \mathbf{n}, \quad \boldsymbol{\sigma}\mathbf{n} = \sigma_n \mathbf{n} + \boldsymbol{\sigma}_t \quad \text{with } \sigma_n = \boldsymbol{\sigma}\mathbf{n} \cdot \mathbf{n}.$$

On $\Gamma_b(t)$, we consider a Navier condition with a friction coefficient α and a no-penetration condition

$$\boldsymbol{\sigma}_t = -\alpha \mathbf{u}_t, \quad \mathbf{u} \cdot \mathbf{n} = 0 \quad \text{on } \Gamma_b(t). \quad (9)$$

As usual for a free surface, we assume a no-stress condition

$$\boldsymbol{\sigma}\mathbf{n} = 0 \quad \text{on } \Gamma_s(t), \quad (10)$$

and the advection of the fluid by the flow:

$$\text{St} \frac{\partial 1_{\mathcal{D}(t)}}{\partial t} + \mathbf{u} \cdot \nabla 1_{\mathcal{D}(t)} = 0, \quad (11)$$

where $1_{\mathcal{D}(t)}$ is the characteristic function of the domain $\mathcal{D}(t)$.

Finally, we denote initial conditions as:

$$\mathbf{u}|_{t=0} = \mathbf{u}^0, \quad \rho|_{t=0} = \rho^0. \quad (12)$$

To tackle this problem, we opt for a variational formulation, originally presented by Duvaut-Lions in [12]. We use a variational principle written in terms of velocities and the mathematical formulation ends up with an implicit variational inequality.

Let us set the following space for the test functions:

$$\mathcal{V}(t) = \{ \boldsymbol{\Phi} \in H^1(\mathcal{D}(t))^3 \mid \text{div } \boldsymbol{\Phi} = 0 \text{ in } \mathcal{D}(t), \quad \boldsymbol{\Phi} \cdot \mathbf{n} = 0 \text{ on } \Gamma_b(t) \}.$$

The variational formulation of (2), (4), (5), (6), (9) and (10) for the velocity field yields

$$\begin{aligned} \forall t \in (0, T), \quad \mathbf{u}(t, \cdot) \in \mathcal{V}(t), \quad \forall \boldsymbol{\Phi} \in \mathcal{V}(t), \\ \int_{\mathcal{D}(t)} \rho \left(\text{St} \frac{\partial \mathbf{u}}{\partial t} + (\mathbf{u} \cdot \nabla) \mathbf{u} \right) \cdot (\boldsymbol{\Phi} - \mathbf{u}) + \frac{1}{\text{Re}} \int_{\mathcal{D}(t)} 2\eta_1(\rho) \frac{\mathbf{D}(\mathbf{u})}{|\mathbf{D}(\mathbf{u})|^{1-\varphi}} : (\mathbf{D}(\boldsymbol{\Phi}) - \mathbf{D}(\mathbf{u})) \\ + \tau_y \text{B} \int_{\mathcal{D}(t)} (|\mathbf{D}(\boldsymbol{\Phi})| - |\mathbf{D}(\mathbf{u})|) + \int_{\Gamma_b} \alpha \mathbf{u}_t \cdot (\boldsymbol{\Phi}_t - \mathbf{u}_t) \geq \frac{1}{\text{Fr}^2} \int_{\mathcal{D}(t)} \rho \mathbf{f} \cdot (\boldsymbol{\Phi} - \mathbf{u}). \end{aligned} \quad (13)$$

Note that if we prefer to formulate the problem in terms of velocity and pressure, we may consider the space:

$$\mathcal{W}(t) = \{ \boldsymbol{\Phi} \in H^1(\mathcal{D}(t))^3 \mid \boldsymbol{\Phi} \cdot \mathbf{n} = 0 \text{ on } \Gamma_b(t) \},$$

to deduce:

$$\left\{ \begin{array}{l} \forall t \in (0, T), \quad \mathbf{u}(t, \cdot) \in \mathcal{W}(t), p(t, \cdot) \in L^2(\mathcal{D}(t)), \quad \forall \Phi \in \mathcal{W}(t), \forall q \in L^2(\mathcal{D}(t)) \\ \int_{\mathcal{D}(t)} \rho \left(\text{St} \frac{\partial \mathbf{u}}{\partial t} + (\mathbf{u} \cdot \nabla) \mathbf{u} \right) \cdot (\Phi - \mathbf{u}) - \frac{1}{\text{Fr}^2} \int_{\mathcal{D}(t)} p (\text{div } \Phi - \text{div } \mathbf{u}) + \\ \frac{1}{\text{Re}} \int_{\mathcal{D}(t)} 2\eta_1(\rho) \frac{\mathbf{D}(\mathbf{u})}{|\mathbf{D}(\mathbf{u})|^{1-\varphi}} : (\mathbf{D}(\Phi) - \mathbf{D}(\mathbf{u})) + \tau_y \text{B} \int_{\mathcal{D}(t)} (|\mathbf{D}(\Phi)| - |\mathbf{D}(\mathbf{u})|) + \\ \int_{\Gamma_b(t)} \alpha \mathbf{u}_t \cdot (\Phi_t - \mathbf{u}_t) \geq \frac{1}{\text{Fr}^2} \int_{\mathcal{D}(t)} \rho \mathbf{f} \cdot (\Phi - \mathbf{u}), \\ \int_{\mathcal{D}(t)} q \text{div } \mathbf{u} = 0. \end{array} \right. \quad (14)$$

To conclude, the problem of the flow of an inhomogeneous Herschel-Bulkley fluid is thus recast as finding the velocity field \mathbf{u} and the density ρ verifying (3), (8), (12) and (13), or equivalently, as finding the velocity field \mathbf{u} , the pressure p and the density ρ verifying conditions (3), (8), (12) and (14).

3 An integrated Herschel-Bulkley model

We now derive an integrated model and further consider an asymptotic regime, with respect to physical constants, to finally obtain a shallow water type model involving a variational inequality.

From now on, we focus on the problem (14) and consider the case of a plane slope.

Let $\Omega \subset \mathbb{R}^2$ be a fixed bounded domain, so

$$\mathcal{D}(t) = \{(x, z) ; x \in \Omega, 0 < z < h(t, x)\},$$

where $h(t, x)$ is the thickness of the fluid and $x = (x_1, x_2)$. In this case, free surface and bottom boundaries are defined as

$$\Gamma_s(t) = \{(x, z) ; x \in \Omega, z = h(t, x)\}, \quad \Gamma_b(t) = \partial \mathcal{D}(t) \setminus \Gamma_s(t).$$

We denote by $\mathbf{v} = (v_1, v_2)$ (resp. \mathbf{f}_x) the horizontal (in the $(\Omega \times z)$ frame of reference) component of the velocity field (resp. body forces) and by w (resp. f_z) the vertical one, i.e. $\mathbf{u} = (\mathbf{v}, w)$ (resp. $\mathbf{f} = (\mathbf{f}_x, f_z)$).

3.1 Averaged equations

First of all, we rewrite the equation (11), taking into account our choice of geometry, so it reads

$$\text{St} \frac{\partial h}{\partial t} + \mathbf{v} \cdot \nabla_x h - w = 0, \quad \text{for } z = h(t, x). \quad (15)$$

If we choose a test function $q = q(x)$ which depends only on x , we get from (14)

$$0 = \int_{\mathcal{D}(t)} q \operatorname{div} \mathbf{u} = \int_{\Omega} q(x) \left(w(t, x, h(t, x)) + \int_0^{h(t, x)} \operatorname{div}_x \mathbf{v}(t, x, z) dz \right) dx =$$

$$\int_{\Omega} q(x) \left(w(t, x, h(t, x)) + \operatorname{div}_x \left(\int_0^{h(t, x)} \mathbf{v}(t, x, z) dz \right) - \mathbf{v}(t, x, h(t, x)) \cdot \nabla_x h(t, x) \right) dx.$$

Using the kinematic condition (15) this expression becomes:

$$\int_{\Omega} q \left(\operatorname{St} \frac{\partial h}{\partial t} + \operatorname{div}_x (h \bar{\mathbf{v}}) \right) dx = 0, \quad \forall q \in L^2(\Omega), \quad (16)$$

where $\bar{\mathbf{v}}(t, x) := \frac{1}{h(t, x)} \int_0^{h(t, x)} \mathbf{v}(t, x, z) dz$ is the vertical mean value of the horizontal velocity.

Using the same technique as before one can deduce from equation (3) that

$$\int_{\Omega} q \left(\operatorname{St} \frac{\partial \bar{\rho} h}{\partial t} + \operatorname{div}_x (h \bar{\rho} \bar{\mathbf{v}}) \right) dx = 0, \quad \forall q \in L^2(\Omega), \quad (17)$$

where $\bar{\rho}(t, x) := \frac{1}{h(t, x)} \int_0^{h(t, x)} \rho(t, x, z) dz$ is the vertical mean value of the mass density and $\bar{\rho} \bar{\mathbf{v}}(t, x) := \frac{1}{h(t, x)} \int_0^{h(t, x)} \rho(t, x, z) \mathbf{v}(t, x, z) dz$ is the vertical mean value of the mass flux.

From the divergence free condition (2), thanks to the no-penetration assumption we write:

$$w(t, x, z) = - \int_0^z \operatorname{div}_x \mathbf{v}(t, x, s) ds, \quad \forall (x, z) \in \mathcal{D}(t). \quad (18)$$

Momentum equation will now be rescaled. We consider the parameter $\varepsilon \ll 1$ as the aspect ratio between the thickness and the length of the domain, as commonly done in the shallow flow hypothesis. Following the standard scaling technique in this case, we denote:

$$X := x, \quad Z := \frac{z}{H(t, x)\varepsilon},$$

$$H := \frac{h}{\varepsilon}, \quad P(t, X, Z) := p(t, x, z), \quad \beta(t, x, Z) := \frac{\alpha(t, x, z)}{\varepsilon \rho_c V_c}, \quad (19)$$

$$\mathbf{V}(t, X, Z) := \mathbf{v}(t, x, z), \quad W(t, X, Z) := \frac{w(t, x, z)}{\varepsilon}.$$

We now write the former equations in these new variables. We thus denote by $\tilde{\mathcal{D}}$ the domain (rescaled in z) defined by $\Omega \times (0, 1)$.

The equations (16-17) read:

$$\operatorname{St} \frac{\partial H}{\partial t} + \operatorname{div}_x (H \bar{\mathbf{V}}) = 0, \quad (20)$$

$$\text{St} \frac{\partial(\bar{\rho}H)}{\partial t} + \text{div}_x(H\bar{\rho}\bar{\mathbf{V}}) = 0, \quad (21)$$

where in an analogous way

$$\bar{\mathbf{V}}(t, x) := \frac{1}{H(t, x)} \int_0^{H(t, x)} \mathbf{V}(t, x, z) dz$$

and

$$\bar{\rho}\bar{\mathbf{V}}(t, x) := \frac{1}{H(t, x)} \int_0^{H(t, x)} \rho(t, x, z) \mathbf{V}(t, x, z) dz$$

are the mean values across the thickness of the fluid.

To write the variational inequality (14) in the rescaled variables, we consider each term separately. For the test functions $\Phi = (\Psi, \varepsilon\theta)$ we choose the same scaling. Thus, we decompose the left-hand side of (14) in five terms \mathbf{I}_i for $i = 1, \dots, 5$. They read:

$$\begin{aligned} \mathbf{I}_1 = & \varepsilon \int_{\bar{\mathcal{D}}} H \rho \left(\text{St} \frac{\partial \mathbf{V}}{\partial t} \cdot (\Psi - \mathbf{V}) + \varepsilon^2 \text{St} \frac{\partial W}{\partial t} (W - \theta) \right) dX dZ \\ & + \varepsilon \int_{\bar{\mathcal{D}}} H \rho (\mathbf{V} \cdot \nabla_x \mathbf{V} + \frac{1}{H} W \partial_Z \mathbf{V}) \cdot (\Psi - \mathbf{V}) dX dZ \\ & + \varepsilon^3 \int_{\bar{\mathcal{D}}} H \rho (\mathbf{V} \cdot \nabla_x W + \frac{1}{H} W \partial_Z W) (W - \theta) dX dZ, \end{aligned} \quad (22)$$

$$\mathbf{I}_2 = \frac{\varepsilon}{\text{Fr}^2} \int_{\bar{\mathcal{D}}} H P \left(\text{div}_x \Psi + \frac{1}{H} \partial_Z \theta - \text{div}_x V - \frac{1}{H} \partial_Z W \right) dX dZ, \quad (23)$$

$$\begin{aligned} \mathbf{I}_3 = & \frac{\varepsilon}{\text{Re}} \int_{\bar{\mathcal{D}}} \frac{2\eta_1(\rho)}{|\mathbf{D}(\mathbf{u})|^{1-\varphi}} \left(HD(\mathbf{V}) : (D(\Psi) - D(\mathbf{V})) + \frac{1}{H} \partial_Z W (\partial_Z \theta - \partial_Z W) \right) dX dZ \\ & + \frac{\varepsilon}{\text{Re}} \int_{\bar{\mathcal{D}}} \frac{\eta_1(\rho)}{|\mathbf{D}(\mathbf{u})|^{1-\varphi}} \left(\sum_{i=1}^2 (\varepsilon \partial_{x_i} W + \frac{1}{\varepsilon H} \partial_Z V_i) (\frac{1}{\varepsilon} \partial_Z (\Psi_i - V_i) + \varepsilon H \partial_{x_i} (\theta - W_i)) \right) dX dZ, \end{aligned} \quad (24)$$

$$\begin{aligned} \mathbf{I}_4 = & -\varepsilon \tau_y B \int_{\bar{\mathcal{D}}} H \left(\sqrt{|D(\mathbf{V})|^2 + (\frac{1}{H} \partial_Z W)^2 + \frac{1}{2} \sum_{i=1}^2 (\varepsilon \partial_{x_i} W + \frac{1}{\varepsilon H} \partial_Z V_i)^2} \right. \\ & \left. - \sqrt{|D(\Psi)|^2 + (\frac{1}{H} \partial_Z \theta)^2 + \frac{1}{2} \sum_{i=1}^2 (\varepsilon \partial_{x_i} \theta + \frac{1}{\varepsilon H} \partial_Z \Psi_i)^2} \right) dX dZ, \end{aligned} \quad (25)$$

$$\mathbf{I}_5 = \int_{\Omega} \beta \mathbf{V} \cdot (\Psi - \mathbf{V}) dX, \quad (26)$$

where $|\mathbf{D}(\mathbf{u})|^{1-\varphi}$ appearing in \mathbf{I}_3 is defined as:

$$|\mathbf{D}(\mathbf{u})|^{1-\varphi} = \left(|D(\mathbf{V})|^2 + (\frac{1}{H} \partial_Z W)^2 + \frac{1}{2} \sum_{i=1}^2 (\varepsilon \partial_{x_i} W + \frac{1}{\varepsilon H} \partial_Z V_i)^2 \right)^{(1-\varphi)/2}.$$

Finally, the right-hand side, denoted as \mathbf{I}_6 , becomes:

$$\mathbf{I}_6 = \int_{\tilde{\mathcal{D}}} \left(\rho H \mathbf{f}_x \cdot (\mathbf{V} - \Psi) + \varepsilon H \rho f_z (W - \theta) \right) dX dZ. \quad (27)$$

3.2 Asymptotic approximation

In order to derive the shallow water approximation, we just keep terms up to order ε , but we must first specify the asymptotic regime. This is the purpose of present section.

Let us assume an asymptotic regime where dimensionless numbers are such that:

$$\text{St} = \text{Re} = \text{B} = \text{Fr} = 0(1),$$

external forces \mathbf{f}_x and f_z verify

$$\mathbf{f}_x = \varepsilon \tilde{\mathbf{f}}_x = \mathcal{O}(\varepsilon) \quad \text{and} \quad f_z = \mathcal{O}(1),$$

and the friction coefficient verifies :

$$\beta = \varepsilon \tilde{\beta} = \mathcal{O}(\varepsilon).$$

We search for solutions, in the rescaled formulation, under the form:

$$\begin{aligned} \mathbf{V} &= \mathbf{V}_0 + \varepsilon \mathbf{V}_1 + \dots, & W &= W_0 + \varepsilon W_1 + \dots, \\ P &= P_0 + \varepsilon P_1 + \dots, & \rho &= \rho_0 + \varepsilon \rho_1 + \dots. \end{aligned} \quad (28)$$

where we denote $\mathbf{V}_0 = (V_{0,1}, V_{0,2})$.

We must write the approximation up to second order. To do so, we first divide the variational inequality by ε and then inject expressions (28) to write the terms of order $1/\varepsilon^{\varphi+1}$, for $\varphi > 0$, and the terms of order one.

• **Terms of order $1/\varepsilon^{1+\varphi}$.**

From \mathbf{I}_3 , up to order $1/\varepsilon^\varphi$, we obtain:

$$\int_{\tilde{\mathcal{D}}} \frac{\eta_1(\rho_0)}{H} \partial_Z \mathbf{V}_0 \cdot \partial_Z (\Psi - \mathbf{V}_0) = 0.$$

Assuming $\eta_1 > \underline{\eta} > 0$ in $\tilde{\mathcal{D}}$ and using boundary conditions reads:

$$\partial_Z V_{0,1} = \partial_Z V_{0,2} = 0. \quad (29)$$

• **Terms of order ε^0 .**

We write equations (20)–(21) up to order ε , and get:

$$\text{St} \frac{\partial H}{\partial t} + \text{div}_x (H \mathbf{V}_0) = 0, \quad (30)$$

$$\text{St} \frac{\partial(\overline{\rho_0 H})}{\partial t} + \text{div}_x(H\overline{\rho_0} \mathbf{V}_0) = 0. \quad (31)$$

From the momentum inequality: for all Ψ ,

$$\begin{aligned} & \int_{\tilde{\mathcal{D}}} H\rho_0 \left(\text{St} \partial_t \mathbf{V}_0 \cdot (\Psi - \mathbf{V}_0) + \mathbf{V}_0 \cdot \nabla_x \mathbf{V}_0 (\Psi - \mathbf{V}_0) \right) dX dZ + \int_{\Omega} \tilde{\beta} \mathbf{V}_0 \cdot (\Psi - \mathbf{V}_0) dX \\ & + \int_{\tilde{\mathcal{D}}} \frac{\eta_1(\rho_0)}{(|D(\mathbf{V}_0)|^2 + (\frac{1}{H} \partial_Z W_0)^2)^{(1-\varphi)/2}} \left(\frac{2}{\text{Re}} HD(\mathbf{V}_0) : D(\Psi - \mathbf{V}_0) + \frac{2}{\text{Re}} \frac{1}{H} \partial_Z W_0 (\partial_Z \theta - \partial_Z W_0) \right) dX dZ \\ & + \int_{\tilde{\mathcal{D}}} \tau_y BH \left(\sqrt{|D(\Psi)|^2 + (\frac{1}{H} \partial_Z \theta)^2} - \sqrt{|D(\mathbf{V}_0)|^2 + (\frac{1}{H} \partial_Z W_0)^2} \right) dX dZ \\ & + \frac{1}{\text{Fr}^2} \int_{\tilde{\mathcal{D}}} HP_0 (\text{div}_x \Psi + \frac{1}{H} \partial_Z \theta) dX dZ - \frac{1}{\text{Fr}^2} \int_{\tilde{\mathcal{D}}} HP_0 (\text{div}_x \mathbf{V}_0 + \frac{1}{H} \partial_Z W_0) dX dZ \\ & + \int_{\tilde{\mathcal{D}}} \sum_{i=1}^2 \frac{\eta_1(\rho_0)}{(|D(\mathbf{V}_0)|^2 + (\frac{1}{H} \partial_Z W_0)^2)^{(1-\varphi)/2}} \left(\partial_{X_i} W \partial_Z (\Psi_i - V_{0,i}) + \partial_Z V_{0,i} \partial_{X_i} (\theta - W) \right) dX dZ \\ & \geq \frac{1}{\text{Fr}^2} \int_{\tilde{\mathcal{D}}} H\rho_0 \tilde{\mathbf{f}}_x \cdot (\Psi - \mathbf{V}_0) dX dZ + \frac{1}{\text{Fr}^2} \int_{\tilde{\mathcal{D}}} H\rho_0 f_z (\theta - W_0) dX dZ. \end{aligned} \quad (32)$$

Thanks to (29), the divergence free condition $\text{div}(\mathbf{V}_0, W_0) = 0$ and the boundary conditions, we have $W_0 = -ZH \text{div}_x \mathbf{V}_0$. Regarding the test functions, we choose Ψ independent of Z and we assume the same relation between its components, that is $\theta = -ZH \text{div}_x \Psi$.

As $\tilde{\mathcal{D}} = \Omega \times (0, 1)$, we can also integrate in $Z \in (0, 1)$. Thus, if we define the mean values:

$$\begin{aligned} \overline{\eta_1(\rho_0)} &= \int_0^1 \eta_1(\rho_0(Z)) dZ, \\ \overline{\rho_0 \mathbf{f}_x} &= \int_0^1 \rho_0(Z) \tilde{\mathbf{f}}_x(Z) dZ, \quad \overline{Z \rho_0 f_z} = \int_0^1 Z \rho_0(Z) f_z(Z) dZ, \end{aligned}$$

we obtain from (32): for all Ψ ,

$$\begin{aligned} & \int_{\Omega} H\overline{\rho_0} \left(\text{St} \partial_t \mathbf{V}_0 \cdot (\Psi - \mathbf{V}_0) + \mathbf{V}_0 \cdot \nabla_x \mathbf{V}_0 (\Psi - \mathbf{V}_0) \right) dX \\ & + \int_{\Omega} \tilde{\beta} \mathbf{V}_0 \cdot (\Psi - \mathbf{V}_0) dX \\ & + \int_{\Omega} \frac{2}{\text{Re}} H \frac{\overline{\eta_1(\rho_0)}}{(|D(\mathbf{V}_0)|^2 + (\text{div}_x \mathbf{V}_0)^2)^{(1-\varphi)/2}} D(\mathbf{V}_0) : D(\Psi - \mathbf{V}_0) dX \\ & + \int_{\Omega} \frac{2}{\text{Re}} H \frac{\overline{\eta_1(\rho_0)}}{(|D(\mathbf{V}_0)|^2 + (\text{div}_x \mathbf{V}_0)^2)^{(1-\varphi)/2}} \text{div}_x \mathbf{V}_0 (\text{div}_x \Psi - \text{div}_x \mathbf{V}_0) dX \\ & + \int_{\Omega} \tau_y BH \left(\sqrt{|D(\Psi)|^2 + (\text{div}_x \Psi)^2} - \sqrt{|D(\mathbf{V}_0)|^2 + (\text{div}_x \mathbf{V}_0)^2} \right) dX \\ & \geq \frac{1}{\text{Fr}^2} \int_{\Omega} H\overline{\rho_0 \mathbf{f}_x} \cdot (\Psi - \mathbf{V}_0) - \frac{1}{\text{Fr}^2} \int_{\Omega} (H)^2 \overline{Z \rho_0 f_z} (\text{div}_x \Psi - \text{div}_x \mathbf{V}_0) dX. \end{aligned} \quad (33)$$

Variational inequality (33) together with (30) and (31) represent our viscous Shallow Water formulation for a Herschel-Bulkley type fluid.

Remark 1 From (33), if $\wp = 1$, we obtain the 2D viscous Shallow Water formulation of Bingham type presented in [8]. If the yield stress is also neglected, i.e. $\tau_y = 0$, then we recover the classical 2D viscous Shallow Water equations.

Remark 2 This model is obtained by assuming small slopes for the bottom, and it is still valid for horizontal bottoms. On the contrary, up to our knowledge, integrated Herschel-Bulkley models proposed in the literature are not valid for null slope. Indeed, they are usually obtained by using an asymptotic expansion around a uniform free surface flow involving a sine term of the angle of the slope, and by the way, they can not be used when the slope is null.

4 A coupled finite volume/augmented Lagrangian scheme for Herschel-Bulkley

In this section we describe an approach to solve numerically the model derived in the previous one. The outline of the method is as follows: (i) after discretizing in time, we realize the problem associated to the variational inequality can be seen as a minimization problem and can be solved with an augmented Lagrangian method, following the ideas of Glowinski and coworkers (see [11] and [14]). (ii) As the global problem being of shallow water-type, we want to use a finite volume method to design the space discretization, since this approach is known to be efficient for this kind of problem. (iii) This finally leads us to build a complete scheme which couples the problem on speed (\mathbf{V}) and the one on the height (H) in order to be well-balanced. Let us mention that this outline can be designed both in 1D and 2D. In this paper, we fully describe the scheme in the 1D framework. Being a work of its own, the full description of the 2D version is thus postponed to a future study.

The one-dimensional in space model coming from (30), (31) and (33) is obtained by considering $(x, t) \in [0, L] \times [0, T]$, $H = H(x, t)$, $\bar{\rho}_0 = \bar{\rho}_0(x, t)$, $\mathbf{V}_0 = \mathbf{V}_0(x, t)$. We also suppose that the force does not depend on the vertical variable. The 1D model thus reads:

$$\text{St} \frac{\partial H}{\partial t} + \frac{\partial(H\mathbf{V}_0)}{\partial x} = 0, \quad (34)$$

$$\text{St} \frac{\partial(\bar{\rho}_0 H)}{\partial t} + \frac{\partial(H\bar{\rho}_0 \mathbf{V}_0)}{\partial x} = 0, \quad (35)$$

$$\begin{aligned}
& \forall \Psi, \quad \int_0^L H \overline{\rho_0} \left(\text{St} \partial_t \mathbf{V}_0 (\Psi - \mathbf{V}_0) + \frac{1}{2} \partial_x (\mathbf{V}_0^2) (\Psi - \mathbf{V}_0) \right) dx \\
& + \int_0^L \tilde{\beta} \mathbf{V}_0 (\Psi - \mathbf{V}_0) dx + \int_0^L \frac{2^{\frac{3+\varphi}{2}}}{\text{Re}} H \frac{\overline{\eta_1(\rho_0)}}{|\partial_x \mathbf{V}_0|^{1-\varphi}} \partial_x (\mathbf{V}_0) \partial_x (\Psi - \mathbf{V}_0) dx \\
& + \int_0^L \tau_y \text{BH} \sqrt{2} \left(|\partial_x \Psi| - |\partial_x \mathbf{V}_0| \right) dx \\
& \geq \frac{1}{\text{Fr}^2} \int_0^L H \overline{\rho_0} \tilde{f}_x (\Psi - \mathbf{V}_0) - \frac{1}{\text{Fr}^2} \int_0^L \frac{f_z}{2} H^2 \overline{\rho_0} (\partial_x \Psi - \partial_x \mathbf{V}_0) dx.
\end{aligned} \tag{36}$$

This model contains several difficulties both from the theoretical and numerical viewpoints; among them are visco-plasticity effects. In this paper, we focus on the design of numerical algorithms which handle the mathematical features of visco-plasticity effects associated to the Herschel-Bulkley law. By the way, in the following, we will consider that the density $\rho_0 = \rho$ is constant in time and in space. This implies that (34)-(35) reduce to (34). Moreover, for the sake of readability, we denote \mathbf{V}_0 by \mathbf{V} . Finally, we will take the gravity for the external forces :

$$f_x = -g \sin \theta, \quad f_z = -g \cos \theta.$$

Then, going back to *dimensional variables*, the model under consideration will be:

$$\frac{\partial H}{\partial t} + \frac{\partial(H\mathbf{V})}{\partial x} = 0, \tag{37}$$

$$\begin{aligned}
& \forall \Psi, \quad \int_0^L H \left(\partial_t \mathbf{V} (\Psi - \mathbf{V}) + \frac{1}{2} \partial_x (\mathbf{V}^2) (\Psi - \mathbf{V}) \right) dx \\
& + \int_0^L \tilde{\alpha} \mathbf{V} (\Psi - \mathbf{V}) dx + \int_0^L \frac{2^{\frac{3+\varphi}{2}}}{\text{Re}} H \frac{\nu_1}{|\partial_x \mathbf{V}|^{1-\varphi}} \partial_x (\mathbf{V}) \partial_x (\Psi - \mathbf{V}) dx \\
& + \int_0^L \tau_y \sqrt{2} H \left(|\partial_x \Psi| - |\partial_x \mathbf{V}| \right) dx \\
& \geq -g \sin \theta \int_0^L H (\Psi - \mathbf{V}) + g \frac{\cos \theta}{2} \int_0^L H^2 (\partial_x \Psi - \partial_x \mathbf{V}) dx,
\end{aligned} \tag{38}$$

where $\nu_1 = \eta_1/\rho$ is the viscosity coefficient, τ_y is the yield stress, g is the constant of gravity and $\tilde{\alpha} = \beta/\rho$ is the friction coefficient between the material and the bottom.

4.1 Semi-discretization in time and augmented Lagrangian

We consider the following time discretization for equations (37)-(38)

$$\frac{H^{n+1} - H^n}{\Delta t} + \frac{\partial(H^n \mathbf{V}^n)}{\partial x} = 0, \tag{39}$$

$$\begin{aligned}
\forall \Psi, \quad & \int_0^L H^n \left(\frac{\mathbf{V}^{n+1} - \mathbf{V}^n}{\Delta t} (\Psi - \mathbf{V}^{n+1}) + \frac{1}{2} \partial_x (\mathbf{V}^n)^2 (\Psi - \mathbf{V}^{n+1}) \right) dx \\
& + \int_0^L \tilde{\alpha} \mathbf{V}^{n+1} (\Psi - \mathbf{V}^{n+1}) dx + \int_0^L 2^{\frac{3+\varphi}{2}} H^n \frac{\nu_1}{|\partial_x \mathbf{V}^{n+1}|^{1-\varphi}} \partial_x (\mathbf{V}^{n+1}) \partial_x (\Psi - \mathbf{V}^{n+1}) dx \\
& + \int_0^L \tau_y \sqrt{2} H^n \left(|\partial_x \Psi| - |\partial_x \mathbf{V}^{n+1}| \right) dx \\
& \geq -g \sin \theta \int_0^L H^n (\Psi - \mathbf{V}^{n+1}) + g \frac{\cos \theta}{2} \int_0^L (H^n)^2 (\partial_x \Psi - \partial_x \mathbf{V}^{n+1}) dx,
\end{aligned} \tag{40}$$

where Δt is the time step and superscripts with n refer to time iteration at $t^n = n\Delta t$.

Directly inspired by Fortin and Glowinski's book [14] on augmented Lagrangian methods, we can rewrite (40) as an optimization problem: \mathbf{V}^{n+1} is the solution of the minimization problem:

$$\mathcal{J}^n(\mathbf{V}^{n+1}) = \min_{\mathbf{V} \in \mathcal{V}} \mathcal{J}^n(\mathbf{V}), \tag{41}$$

where $\mathcal{J}^n(\mathbf{V}) = F^n(\mathcal{B}(\mathbf{V})) + G^n(\mathbf{V}, \mathcal{B}(\mathbf{V}))$, with $\mathcal{V} = H_0^1([0, L])$, $\mathcal{H} = L^2([0, L])$,

$$\mathcal{B} : \begin{pmatrix} \mathcal{V} & \rightarrow & \mathcal{H} \\ \mathbf{V} & \mapsto & \mathcal{B}(\mathbf{V}) = \partial_x \mathbf{V} \end{pmatrix}, \quad F^n : \begin{pmatrix} \mathcal{H} & \rightarrow & \mathbb{R} \\ \lambda & \mapsto & F^n(\lambda) = \int_0^L \tau_y \sqrt{2} H^n |\lambda| dx \end{pmatrix},$$

and

$$G^n : \mathcal{V} \times \mathcal{H} \rightarrow \mathbb{R},$$

$$\begin{aligned}
G^n(\mathbf{V}, \lambda) &= \int_0^L H^n \left(\frac{\mathbf{V}^2/2 - \mathbf{V}^n \mathbf{V}}{\Delta t} + \frac{1}{2} \partial_x ((\mathbf{V}^n)^2) \mathbf{V} \right) dx \\
&+ \int_0^L \tilde{\alpha} \frac{\mathbf{V}^2}{2} dx + \int_0^L 2^{\frac{\varphi+3}{2}} H^n \nu_1 \frac{|\lambda|^{\varphi+1}}{\varphi+1} dx \\
&+ g \sin \theta \int_0^L H^n \mathbf{V} + g \frac{\cos \theta}{2} \int_0^L (H^n)^2 \partial_x \mathbf{V} dx.
\end{aligned}$$

As $\mathcal{J}^n(V)$ is a non-differentiable function, we consider the Lagrangian function

$$\mathcal{L}^n : \mathcal{V} \times \mathcal{H} \times \mathcal{H} \rightarrow \mathbb{R},$$

$$\mathcal{L}^n(\mathbf{V}, q, \mu) = F^n(q) + G^n(\mathbf{V}, q) + \int_0^L H^n \mu (\mathcal{B}(\mathbf{V}) - q) dx,$$

and the augmented Lagrangian function, for a given positive value $r \in \mathbb{R}$, as:

$$\mathcal{L}_r^n(\mathbf{V}, q, \mu) = \mathcal{L}^n(\mathbf{V}, q, \mu) + \frac{r}{2} \int_0^L H^n (\mathcal{B}(\mathbf{V}) - q)^2 dx. \tag{42}$$

Then, we search for the saddle point of $\mathcal{L}_r^n(\mathbf{V}, q, \mu)$ over $\mathcal{V} \times \mathcal{H} \times \mathcal{H}$.

We consider the algorithm proposed in [11, 14], based on the Uzawa's algorithm, to approximate the saddle point of (42). Recall that, during time iterations, if we know everything at time t^n , then we need to solve (39)-(40) for unknowns at time t^{n+1} . Consequently, it is worth noting that (39) and (40) are decoupled with respect to the resolution of the saddle point problem, which is the resolution of \mathbf{V}^{n+1} . In other words, we can first solve the problem for \mathbf{V}^{n+1} using the augmented Lagrangian algorithm and then solve it for H^{n+1} .

Augmented Lagrangian algorithm

- **Initialization:** suppose that \mathbf{V}^n , H^n and μ^n are known. For $k = 0$, we set $\mathbf{V}^k = \mathbf{V}^n$ and $\mu^k = \mu^n$.
- **Iterate:**
 - Find $q^{k+1} \in \mathcal{H}$ solution of

$$\mathcal{L}_r^n(\mathbf{V}^k, q^{k+1}, \mu^k) \leq \mathcal{L}_r^n(\mathbf{V}^k, \underline{q}, \mu^k), \quad \forall \underline{q} \in \mathcal{H}.$$

Then, $q^{k+1} \in \mathcal{H}$ is the solution of following minimization problem:

$$\min_{\underline{q} \in \mathcal{H}} \left(\frac{H^n r}{2} \underline{q}^2 + H^n 2^{\frac{\wp+3}{2}} \nu_1 \frac{|\underline{q}|^{\wp+1}}{\wp+1} + H^n \tau_y \sqrt{2} |\underline{q}| - H^n (\mu + r\mathcal{B}(\mathbf{V}^k)) \underline{q} \right). \quad (43)$$

And the solution of this problem is the solution of the following equation (see, e.g., Huilgol & You [19]):

$$\left(2^{\frac{\wp+3}{2}} \nu_1 |q^{k+1}|^{\wp-1} + r \right) q^{k+1} = (\mu^k + r\partial_x(\mathbf{V}^k)) \left(1 - \frac{\tau_y \sqrt{2}}{|\mu^k + r\partial_x \mathbf{V}^k|} \right)_+ \quad (44)$$

for q^{k+1} . The subscript “+” in the last term stands for the positive part ($\lambda_+ := \max(0, \lambda)$). This is a non-linear problem that we solve numerically with a fixed point-like method (described in Section 4.2, equation (52), and Appendix A).

- Find $\mathbf{V}^{k+1} \in \mathcal{V}$ solution of

$$\mathcal{L}_r^n(\mathbf{V}^{k+1}, q^{k+1}, \mu^k) \leq \mathcal{L}_r^n(\mathbf{V}, q^{k+1}, \mu^k), \quad \forall \mathbf{V} \in \mathcal{V}.$$

Then, \mathbf{V}^{k+1} is the solution of a minimization problem, which can be characterized by differentiating $\mathcal{L}_r(\mathbf{V}, q, \mu)$ respect to \mathbf{V} . We have that \mathbf{V}^{k+1} verifies that

$$\mathcal{M}^n(\mathbf{V}^{k+1}, q, \mu, \Psi) = 0, \quad \forall \Psi \in \mathcal{V},$$

where

$$\begin{aligned}
\mathcal{M}^n(\mathbf{V}, q, \mu, \Psi) &= \int_0^L H^n \left(\frac{\mathbf{V} - \mathbf{V}^n}{\Delta t} \Psi + \frac{1}{2} \partial_x ((\mathbf{V}^n)^2) \Psi \right) dx \\
&+ \int_0^L \tilde{\alpha} \mathbf{V} \Psi dx + g \sin \theta \int_0^L H^n \Psi dx \\
&- g \frac{\cos \theta}{2} \int_0^L (H^n)^2 \partial_x \Psi dx + \int_0^L \mu H^n \mathcal{B}(\Psi) dx \\
&+ r \int_0^L H^n (\mathcal{B}(\mathbf{V}) - q) \mathcal{B}(\Psi) dx.
\end{aligned} \tag{45}$$

Then, \mathbf{V}^{k+1} is the solution of the following problem:

$$\begin{aligned}
H^n \frac{\mathbf{V}^{k+1} - \mathbf{V}^n}{\Delta t} + H^n \partial_x \left(\frac{(\mathbf{V}^n)^2}{2} + g \cos \theta H^n \right) - r \partial_x (H^n (\partial_x \mathbf{V}^{k+1} - q^{k+1})) \\
= -\tilde{\alpha} \mathbf{V}^{k+1} - g H^n \sin \theta + \partial_x (H^n \mu^k).
\end{aligned} \tag{46}$$

– Update the Lagrange multiplier via

$$\mu^{k+1} = \mu^k + r (\partial_x \mathbf{V}^{k+1} - q^{k+1}); \tag{47}$$

– Update: $\mathbf{V}^k = \mathbf{V}^{k+1}$, $\mu^k = \mu^{k+1}$ and $k = k + 1$;

• **Until** convergence is reached:

$$\frac{\|\mu^{k+1} - \mu^k\|}{\|\mu^k\|} \leq \text{tol}. \tag{48}$$

At convergence, we get the value of \mathbf{V}^{n+1} by setting $\mathbf{V}^{n+1} = \mathbf{V}^{k+1}$ (in the numerical tests presented in this paper, we set $\text{tol} = 10^{-5}$). It is shown in [11, 14] that this algorithm converges to the saddle point of (42).

To complete the discretization, it needs to describe the treatment of spatial derivatives, which will be done with a finite volume approach as mentioned previously. To do so, it is worth realizing that the underlying global problem coupling (39) and (40) involves the following system (using a cosmetic change of notation which will be useful in the presentation: H^{n+1} is denoted as H^{k+1} ; again, note that H^{k+1} is not involved in the augmented Lagrangian algorithm and, so, does not change in this loop):

$$(P)^{n,k} \begin{cases} \frac{H^{k+1} - H^n}{\Delta t} + \partial_x (H^n \mathbf{V}^n) = 0, \\ H^n \frac{\mathbf{V}^{k+1} - \mathbf{V}^n}{\Delta t} + H^n \partial_x \left(\frac{(\mathbf{V}^n)^2}{2} + g \cos \theta H^n \right) - r \partial_x (H^n (\partial_x \mathbf{V}^{k+1} - q^{k+1})) \\ = -\tilde{\alpha} \mathbf{V}^{k+1} - g H^n \sin \theta + \partial_x (H^n \mu^k). \end{cases} \tag{49}$$

This problem can be seen as a semi-discretization in time of a parabolic system, which for $r = 0$ degenerates into an hyperbolic system with source terms. In the following section we describe the space discretization of the problem by a finite volume method.

Although in terms of time discretization and augmented Lagrangian algorithm the problem is decoupled, in order to obtain a well-balanced solver we must consider the coupling between mass and momentum equations. It is induced by the source terms involving topography and the Lagrange multiplier. This is well documented for shallow water type systems with the source term defined by the topography. In our case, the extra difficulty is to treat the source term defined in terms of the Lagrange multiplier. The good news being that this coupling only needs to be done with all the quantities obtained at the convergence of the augmented Lagrangian algorithm. We describe this in detail in the following sections.

4.2 Finite Volume method for spatial discretization

In this section, we describe the discretization in space of all the terms involved in (44), (46), (47), and (49). It is essentially inspired by finite volume methods for shallow water type systems.

First, the space domain $[0, L]$ is divided in the computing cells $I_i = [x_{i-1/2}, x_{i+1/2}]$. For simplicity, we suppose that these cells have a constant size Δx . Let us define $x_{i+\frac{1}{2}} = (i+1/2)\Delta x$ and by $x_i = i\Delta x$, the center of the cell I_i . We define W^{k+1} (thanks to the aforementioned cosmetic harmonization of the notation), the following vector of the unknowns of problem $(P)^{n,k}$,

$$W^{k+1}(x) = \left[H^{k+1}(x), \mathbf{V}^{k+1}(x) \right].$$

We denote by W_i^{k+1} the approximation of the cell average of the exact solution provided by the numerical scheme:

$$W_i^{k+1} \cong \frac{1}{\Delta x} \int_{x_{i-1/2}}^{x_{i+1/2}} W^{k+1}(x) dx. \quad (50)$$

Furthermore, μ and q are approximated at the center of the dual mesh: $\mu_{i+1/2}^k$ and $q_{i+1/2}^k$ are approximations of $\mu^k(x_{i+1/2})$ and $q^k(x_{i+1/2})$, respectively. As mentioned during the presentation of the augmented Lagrangian algorithm, we can suppose that the values $W_i^k, W_i^0 = [H^n, \mathbf{V}^n]$ and $\mu_{i+1/2}^k$ are known for all i . Then, we proceed as follows.

Concerning the discretization of (47), the value of $\mu_{i+1/2}^{k+1}$ is updated via:

$$\mu_{i+1/2}^{k+1} = \mu_{i+1/2}^k + r \left(\frac{\mathbf{V}_{i+1}^{k+1} - \mathbf{V}_i^{k+1}}{\Delta x} - q_{i+1/2}^{k+1} \right), \quad (51)$$

making the most of the staggered position between discrete μ and \mathbf{V} .

For the non linear problem (44), we update $q_{i+1/2}^{k+1}$ as the solution of the following equation, which is solved point-wise at all $x_{i+1/2}$:

$$\left(2^{\frac{\varphi+3}{2}} \nu_1 |q_{i+1/2}^{k+1}|^{\varphi-1} + r\right) q_{i+1/2}^{k+1} = \left(\mu_{i+1/2}^k + r \frac{\mathbf{V}_{i+1}^k - \mathbf{V}_i^k}{\Delta x}\right) \left(1 - \frac{\tau_y \sqrt{2}}{|\mu_{i+1/2}^k + r \frac{\mathbf{V}_{i+1}^k - \mathbf{V}_i^k}{\Delta x}|}\right). \quad (52)$$

In Appendix A, we prove that this equation has a unique solution and a regula-falsi method to approximate the solution is detailed.

Finally, we consider the two equations (49) of problem $(P)^{n,k}$. We can rewrite them under the form:

$$D(W^n) \left(\frac{W^{k+1} - W^n}{\Delta t} + \partial_x F(W^n) \right) - r \partial_x (H^n \underline{\mathcal{I}} (\partial_x W^{k+1} - q^{k+1} \underline{\mathcal{I}})) = -\tilde{\alpha} \underline{\mathcal{I}} W^{k+1} + S(W^n) \partial_x \bar{\sigma}^{n,k}, \quad (53)$$

where

$$D(W^n) = \begin{pmatrix} 1 & 0 \\ 0 & H^n \end{pmatrix}, \quad F(W^n) = \begin{pmatrix} H^n \mathbf{V}^n \\ \frac{(\mathbf{V}^n)^2}{2} + g \cos \theta H^n \end{pmatrix}, \quad \underline{\mathcal{I}} = \begin{pmatrix} 0 & 0 \\ 0 & 1 \end{pmatrix},$$

$$S(W^n) = \begin{pmatrix} 0 & 0 \\ -gH^n & 1 \end{pmatrix}, \quad \bar{\sigma}^{n,k} = \begin{pmatrix} b(x) \\ H^n \mu^k \end{pmatrix},$$

$b(x) = x \sin \theta$ and $\underline{\mathcal{I}}$ is the vector $[0, 1]^t$.

System (53) is then discretized as

$$D(W_i^n) \left(\frac{W_i^{k+1} - W_i^n}{\Delta t} + \frac{\phi(W_i^n, W_{i+1}^n, \{\mu_{j+1/2}^k\}_{j=i-1}^{j=i+1}) - \phi(W_{i-1}^n, W_i^n, \{\mu_{j+1/2}^k\}_{j=i-2}^{j=i})}{\Delta x} \right)$$

$$- \frac{r}{\Delta x^2} \left(H_{i+1/2}^n \underline{\mathcal{I}} (W_{i+1}^{k+1} - W_i^{k+1} - q_{i+1/2}^{k+1} \underline{\mathcal{I}}) - H_{i-1/2}^n \underline{\mathcal{I}} (W_i^{k+1} - W_{i-1}^{k+1} - q_{i-1/2}^{k+1} \underline{\mathcal{I}}) \right)$$

$$= -\tilde{\alpha} \underline{\mathcal{I}} W_i^{k+1} + \frac{S(W_{i+1/2}^n) + S(W_{i-1/2}^n)}{2} \frac{\bar{\sigma}_{i+1/2}^{n,k} - \bar{\sigma}_{i-1/2}^{n,k}}{\Delta x}, \quad (54)$$

where

$$H_{i+1/2}^n = \frac{H_i^n + H_{i+1}^n}{2}, \quad \bar{\sigma}_{i+1/2}^{n,k} = \begin{pmatrix} b(x_{i+1/2}) \\ H_{i+1/2}^n \mu_{i+1/2}^k \end{pmatrix},$$

and $\phi(W_i^n, W_{i+1}^n, \{\mu_{j+1/2}^k\}_{j=i-1}^{j=i+1})$ is a numerical flux function, approximation of $F(W^n)$ at $x_{i+1/2}$.

In order to complete the numerical scheme, we must precise the definition of ϕ . We consider a family of numerical flux functions which define a well-balanced finite volume solver. System (53) can be seen as a semi-discretization in time of a parabolic system, which for $r = 0$ degenerates into an hyperbolic system with source terms. Following [10], in order to obtain a well-balanced finite volume method, the numerical flux ϕ ,

approaching the flux function $F(W)$ at $x_{i+1/2}$, must depend on the definition of source terms.

Namely, we consider the following class of numerical flux functions:

$$\phi(W_i^n, W_{i+1}^n, \{\mu_{j+1/2}^k\}_{j=i-1}^{j=i+1}) = \frac{F(W_i^n) + F(W_{i+1}^n)}{2} - \frac{1}{2} Q_{i+1/2}^n (W_{i+1}^n - W_i^n + \mathcal{G}(\{\mu_{j+1/2}^k\}_{j=i-1}^{j=i+1})) \quad (55)$$

where $Q_{i+1/2}^n$ is the numerical viscosity matrix which particularises the numerical solver and $\mathcal{G}(\{\mu_{j+1/2}^k\}_{j=i-1}^{j=i+1})$ is a term designed to obtain a well-balanced finite volume method.

The numerical viscosity matrix can be defined in terms of the Roe matrix associated to the flux $F(W)$. Let us denote by $\mathcal{A}_{i+1/2}^n$ the Roe matrix verifying,

$$F(W_{i+1}^n) - F(W_i^n) = \mathcal{A}_{i+1/2}^n (W_{i+1}^n - W_i^n).$$

This matrix can be diagonalized and its eigenvalues are:

$$\lambda_{1,i+1/2}^n = \tilde{\mathbf{V}}_{i+1/2}^n - \sqrt{g \cos \theta H_{i+1/2}^n}, \quad \lambda_{2,i+1/2}^n = \tilde{\mathbf{V}}_{i+1/2}^n + \sqrt{g \cos \theta H_{i+1/2}^n},$$

where $\tilde{\mathbf{V}}_{i+1/2}^n = (\sqrt{H_i^n} \mathbf{V}_i^n + \sqrt{H_{i+1}^n} \mathbf{V}_{i+1}^n) / (\sqrt{H_i^n} + \sqrt{H_{i+1}^n})$.

As we consider explicit finite volume solvers, a CFL condition must be considered to compute the time step. We set Δt by imposing the following restriction,

$$\frac{\Delta t}{\Delta x} \max_i (|\lambda_{j,i+1/2}^n|, j = 1, 2) = \gamma, \quad \text{with } \gamma \in (0, 1]. \quad (56)$$

Some possible definitions of matrix $Q_{i+1/2}^n$ are:

1. $Q_{i+1/2}^n = \text{abs}(\mathcal{A}_{i+1/2}^n)$ corresponds to Roe method (where, $\text{abs}(\cdot)$ denotes the absolute value (and not the norm) of the matrix).
2. $Q_{i+1/2}^n = \alpha_{0,i+1/2} \mathbf{I}$ leads to different solvers depending on the value of $\alpha_{0,i+1/2}$. The Lax-Friedrichs method is defined by $\alpha_{0,i+1/2} = \frac{\Delta x}{\Delta t}$. The modified Lax-Friedrichs method is given by $\alpha_{0,i+1/2} = \gamma \frac{\Delta x}{\Delta t}$, where γ is the CFL parameter (see equation (56)). Rusanov method corresponds to $\alpha_{0,i+1/2} = \max(|\lambda_{1,i+1/2}^n|, |\lambda_{2,i+1/2}^n|)$.
3. Other methods such as HLL, Lax-Wendroff, Force, Gforce and WAF can also be included thanks to alternative form of matrix $Q_{i+1/2}^n$. Actually, all of them can be written as a polynomial evaluation of the Roe matrix, that is,

$$Q_{i+1/2}^n = \sum_{j=0}^m \alpha_{j,i+1/2} \mathcal{A}_{i+1/2}^j,$$

with suitable value m and definitions of the coefficients $\{\alpha_{j,i+1/2}\}_{j=0 \dots m}$. Note that in fact Rusanov and Lax-Friedrichs methods correspond to the case $m = 0$. (See [13] and [9] for more details).

The reason to mention all these methods lies in the fact that, in the next section, we will discuss implementation issues associated to the global scheme, depending on the choice of the numerical viscosity matrix.

Finally, we must describe the term $\mathcal{G}(\{\mu_{j+1/2}^k\}_{j=i-1}^{j=i+1})$ in order to complete the numerical flux function (55). The definition of \mathcal{G} is related to the well-balanced properties of the numerical scheme. We propose the following definition, based on the technique introduced in [10]:

$$\mathcal{G}(\{\mu_{j+1/2}^k\}_{j=i-1}^{j=i+1}) = \frac{1}{g \cos \theta} \begin{pmatrix} g(b(x_{i+1}) - b(x_i)) - \Delta\mu_{i+1/2}^k \\ 0 \end{pmatrix},$$

where $(\Delta\mu_{i+1/2}^k/\Delta x)$ is an approximation of $\partial_x(\mu^k)$ at $x_{i+1/2}$. Since we know the approximations of μ^k at $x_{j+1/2}$, for all j , there exist several ways to define $\Delta\mu_{i+1/2}^k$ in terms of $\{\mu_{j+1/2}^k\}_{j=i-1}^{j=i+1}$. Furthermore, since we want to approximate solutions with discontinuities, we propose to set it in terms of a slope limiter. For example, we can use a minmod limiter:

$$\Delta\mu_{i+1/2}^k = \frac{\text{sign}(\mu_{i+1/2}^k - \mu_{i-1/2}^k) + \text{sign}(\mu_{i+3/2}^k - \mu_{i+1/2}^k)}{2} \min(|\mu_{i+3/2}^k - \mu_{i+1/2}^k|, |\mu_{i+1/2}^k - \mu_{i-1/2}^k|),$$

where sign is the sign function.

4.3 The coupled scheme and its well-balanced property

It is then possible to gather all the previous ingredients to describe and discuss the global scheme proposed to solve the evolution problem (37)-(38).

Global numerical scheme for (37)-(38)

- **Initialization** at time $t = 0$ for $n = 0$: \mathbf{V}^n, H^n, μ^n are given by initial conditions
- **Time loop**: For $n = 0, \dots, n_{\max}$

– **Resolution of the problem on V^{k+1}**

$\{\mathbf{V}_i^n\}_i, \{H_i^n\}_i$ and $\{\mu_{i+1/2}^n\}_i$ are known;

Compute quantities which are invariant in the following loop:

Augmented Lagrangian loop:

[Step 0] Initialize for $k = 0$: for all i , $\mathbf{V}_i^k = \mathbf{V}_i^n$ and $\mu_{i+1/2}^k = \mu_{i+1/2}^n$.

[Step 1] Update $\{q_{i+1/2}^{k+1}\}_i$ by solving (52).

[Step 2] Update $\{\mathbf{V}_i^{k+1}\}_i$ by solving the linear system defined by the second component of (54).

[Step 3] Update $\{\mu_{i+1/2}^{k+1}\}_i$ via (51).

[Step 4] Set: for all i , $\mathbf{V}_i^k = \mathbf{V}_i^{k+1}$, $\mu_{i+1/2}^k = \mu_{i+1/2}^{k+1}$ and return to Step 1.

[Step 5] At convergence, when condition (48) is verified, set $\mathbf{V}_i^{n+1} = \mathbf{V}_i^{k+1}$ and $\mu_{i+1/2}^{n+1} = \mu_{i+1/2}^{k+1} \forall i$.

– **Resolution of the problem on H^{k+1}**

Compute $H^{n+1} = H^{k+1}$ with the finite volume method defined by the first component of (54), defined in terms of the most recent Lagrange multiplier $\{\mu_{i+1/2}^{n+1}\}_i$.

It is worth giving some more details about [Step 2]. Remark that the second component of (54) defines a linear system where the unknowns are $\{\mathbf{V}_i^{k+1}\}_i$. If we denote \mathbf{V}^{k+1} the vector whose i^{th} component is \mathbf{V}_i^{k+1} , the aforementioned linear system can be written as:

$$\mathbf{A}^n \mathbf{V}^{k+1} = \mathbf{b}^{n,k}, \quad (57)$$

where \mathbf{A}^n is a matrix defined in terms of $\{H_i^n\}_i$; consequently, \mathbf{A}^n does not change during the augmented Lagrangian loop (in k). As a matter of fact, \mathbf{A}^n is a tridiagonal matrix, whose line i is defined by the following entries:

$$\mathbf{A}_{i,i-1}^n = \frac{-r}{\Delta x^2} H_{i-1/2}^n \quad \mathbf{A}_{i,i}^n = \frac{H_i^n}{\Delta t} + \frac{r}{\Delta x^2} (H_{i-1/2}^n + H_{i+1/2}^n) + \tilde{\alpha}, \quad \mathbf{A}_{i,i+1}^n = \frac{-r}{\Delta x^2} H_{i+1/2}^n.$$

On the contrary, the right hand side of the linear system (57) changes for each iteration in k . The i^{th} component of $\mathbf{b}^{n,k}$ is decomposed as:

$$\mathbf{b}_i^{n,k} = \mathbf{b}_i^{n,(1)} + \mathbf{b}_i^{n,k,(2)} + \mathbf{b}_i^{n,k,(3)},$$

where

$$\mathbf{b}_i^{n,(1)} = H_i^n g \sin \theta, \quad (58)$$

$$\mathbf{b}_i^{n,k,(2)} = \frac{1}{\Delta x} (H_{i+1/2}^n (\mu_{i+1/2}^k - r q_{i+1/2}^{k+1}) - H_{i-1/2}^n (\mu_{i-1/2}^k - r q_{i-1/2}^{k+1})), \quad (59)$$

$$\mathbf{b}_i^{n,k,(3)} = \frac{[\phi(W_{i-1}^n, W_i^n, \{\mu_{j+1/2}^k\}_{j=i-2}^{j=i})]_2 - [\phi(W_i^n, W_{i+1}^n, \{\mu_{j+1/2}^k\}_{j=i-1}^{j=i+1})]_2}{\Delta x}. \quad (60)$$

Note that, *a priori*, terms $\mathbf{b}_i^{n,k,(2)}$ and $\mathbf{b}_i^{n,k,(3)}$ change during the iterative algorithm in k . Nevertheless, let us remark that, for some numerical schemes, $\mathbf{b}_i^{n,k,(3)}$ does not depend on k . Indeed, this term is given by the second component of $\phi(W_{i-1}^n, W_i^n, \{\mu_{j+1/2}^k\}_{j=i-2}^{j=i})$, which is defined by (55) in terms of the numerical viscosity matrix $Q_{i+1/2}^n$. Then, if $Q_{i+1/2}^n$ is a diagonal matrix, the second component of the numerical flux function does not depend on $\{\mu_{j+1/2}^k\}_{j=i-2}^{j=i}$. Consequently, for the Rusanov, Lax-Friedrichs and modified Lax-Friedrichs methods, the definition of $\mathbf{b}_i^{n,k,(3)}$ does not change in the augmented Lagrangian algorithm.

In terms of computational cost:

- $\mathbf{b}_i^{n,(1)}$ is inexpensive to compute and furthermore does not depend on k ; it can be computed once for all before the augmented Lagrangian loop;
- $\mathbf{b}_i^{n,k,(2)}$ depends on k but is not very expensive to compute at each iteration in k ;

- the potentially more expensive component is $\mathbf{b}_i^{n,k,(3)}$, since for methods where $Q_{i+1/2}^n$ is not diagonal (*e.g.* Roe, HLL or FORCE methods), a flux term must be computed at each iteration in k ; the good news is that we can use instead methods where $Q_{i+1/2}^n$ is diagonal, leading to an algorithm where the flux term is computed once for all before the augmented Lagrangian loop.

To sum up, in terms of flux computation *at each iteration in time*, with a diagonal numerical viscosity matrix, the present method has a cost which is equal to the cost of a classical finite volume method for standard shallow water system (in (H, \mathbf{V}) and without a variational *inequality* on \mathbf{V}). Here, the extra computational cost is only induced by the computation of $\mathbf{b}_i^{n,k,(2)}$ at each iteration in k , which is cheaper than the computation of a flux like $\mathbf{b}_i^{n,k,(3)}$.

The numerical tests presented in this paper are done using a Rusanov method. The description of the overall scheme is thus complete.

To close this section, we describe the *well-balanced* property of the numerical scheme. By substituting $\mathbf{V} = 0$ in (38), we can characterize two types of stationary solutions. The first one corresponds to the case of an horizontal free surface (in the global frame of reference), *i.e.* a stationary solution with a constant free surface:

$$\forall x \in [0, L], \quad b(x) + H(x) \cos \theta = cst,$$

where $b(x) = x \sin \theta$. The second type of stationary solution is a constant height over an inclined slope. We can see that if

$$\forall x \in [0, L], \quad \left(x - \frac{L}{2}\right) \sin \theta \leq \frac{\tau_y \sqrt{2}}{g}, \quad (61)$$

then $H \equiv cst$ is a stationary solution of the system. We can show:

Proposition 1 *Let $(H = H(x); \mathbf{V} \equiv 0)$ be a stationary solution of (38), and assume that the proposed numerical scheme uses the following initialization for μ :*

$$\forall i, \quad \mu_{i+1/2} = \left(H(x_{i+1/2}) - H\left(\frac{L}{2}\right)\right) \cos \theta + \left(x_{i+1/2} - \frac{L}{2}\right) \sin \theta,$$

then, this scheme exactly preserves both stationary solutions: (i) horizontal free surface and (ii) constant height, verifying (61), over an inclined plane.

The proof of this result is simple to compute but long to write. For purpose of brevity, we omit it.

5 Numerical tests

5.1 A simplified model for a duct flow test

In this section, we consider a simplified case associated to the standard “duct flow” (it is inspired by the Poiseuille flow associated to (Navier-)Stokes between two infinite

parallel plates with an Herschel-Bulkley law instead of the classical Newtonian law) for which we know an analytical stationary solution. This model contains all difficulties associated to the numerical approximation of the Herschel-Bulkley model (optimization problem to compute \mathbf{V} and non-linear root finding to compute q , as presented previously). Namely, for this simpler case, the model (40) degenerates to:

$$\begin{aligned} \forall \Psi, \quad & \int_0^L \left(\partial_t \mathbf{V}(\Psi - \mathbf{V}) + 2^{\frac{3+\varphi}{2}} \frac{\nu_1}{|\partial_x \mathbf{V}|^{1-\varphi}} \partial_x(\mathbf{V}) \partial_x(\Psi - \mathbf{V}) \right) dx \\ & + \int_0^L \tau_y \left(|\partial_x(\Psi)| - |\partial_x(\mathbf{V})| \right) dx \geq \int_0^L f(\Psi - \mathbf{V}) dx \end{aligned} \quad (62)$$

where f is a constant force (if ones thinks back on the Poiseuille flow in a duct, f is the pressure gradient in the direction of the flow). In the duct, there is no equation associated to H , which is stationary and constant, $H = 1$; furthermore, we put $\tilde{\alpha} = 0$ (no friction) and we drop the non-linear term $\partial_x(\mathbf{V}^n)^2$ since we suppose that we are in a Stokes' regime.

In the model (62), the time derivative acts as a *relaxation* term in the sense that (i) there exists a stationary asymptotic solution u (when $t \rightarrow +\infty$) and that (ii) an initial data \mathbf{V} , different from this asymptotic solution, will converge in time to u . The interest of this test is that u is a non-trivial stationary solution: $u \neq 0$.

This analytical stationary solution is (see [16]):

$$u(\xi) = \frac{\varphi f^{1/\varphi}}{\left(2^{\frac{3+\varphi}{2}} \nu_1\right)^{1/\varphi} (1 + \varphi)} \begin{cases} \left(\frac{L}{2} - \xi_o\right)^{\frac{1}{\varphi}+1} & \text{if } 0 \leq \xi \leq \xi_o, \\ \left(\frac{L}{2} - \xi_o\right)^{\frac{1}{\varphi}+1} - (\xi - \xi_o)^{\frac{1}{\varphi}+1} & \text{if } \xi_o < \xi \leq \frac{L}{2}. \end{cases} \quad (63)$$

where $\xi = |x - \frac{L}{2}|$, $\xi_o = \frac{\tau_y}{f}$ and the domain is defined for $x \in [0, L]$.

In the following tests, we thus study the evolution of $\mathbf{V}(t)$ from the initial data: $\forall x \in [0, L], \mathbf{V}(t = 0, x) = 0$. Dirichlet boundary conditions are imposed:

$$\forall t \geq 0, \quad \mathbf{V}(t, 0) = 0, \quad \mathbf{V}(t, L) = 0.$$

The idea is to check the ability of the numerical method to converge to the stationary solution (63), for various values of the power φ of the Herschel-Bulkley model.

We compute the evolution of the solution with the proposed numerical scheme and we consider that we have a numerical stationary solution when the relative error between two iterations in time is smaller than 10^{-8} , that is

$$\frac{\|\mathbf{V}^{n+1} - \mathbf{V}^n\|_1}{\|\mathbf{V}^{n+1}\|_1} < 10^{-8}.$$

We set a domain of length $L = 1$, discretized with 100 points. Moreover, $\nu_1 = 0.2$ and $\tau_y = 4$. We consider four values of φ . For $\varphi = 1, 0.75$ and 0.5 , we impose a force

$f = 25$. Whereas for $\varphi = 0.25$, we use a force $f = 12.5$.

In Figure 1, we present the convergence from the initial solution $\mathbf{V} \equiv 0$ to the stationary solution, for $\varphi = 1, 0.75, 0.5$ and 0.25 (Figures 1(a), 1(b), 1(c) and 1(d), respectively). To improve the visibility, for each value of φ , we use a variable time step Δt to plot the evolution of \mathbf{V} , as shown in Table 1.

φ	1	0.75	0.5	0.25
Δt	0.05	0.1	0.75	2

Table 1: Time steps Δt used to plot $\mathbf{V}(t)$, in the convergence study.

In Tables 2-5, the absolute errors between the numerical asymptotic solution and the analytical one are presented in norm L^1 and L^∞ , as well as the associated order of the method.

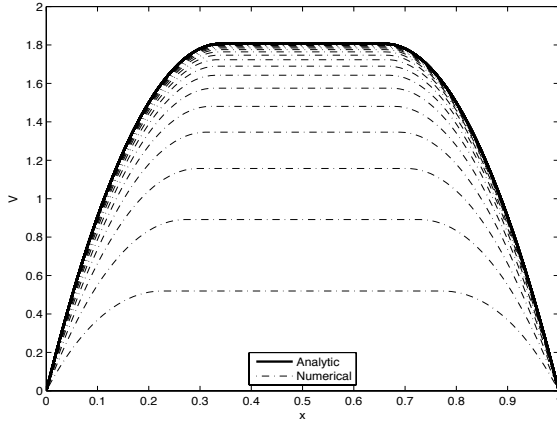
We observe that the method converges to the analytic stationary solution and that the convergence under mesh refinement is of second order in space. We can also observe that the error increases when φ diminishes, showing that the problem becomes more numerically difficult to solve when φ tends to 0. Indeed, during the simulation, the convergence is obtained with a number of iterations, in the augmented Lagrangian, which increases when $\varphi \rightarrow 0$.

Table 2: Test 1. Errors and order of convergence for $\varphi = 1$

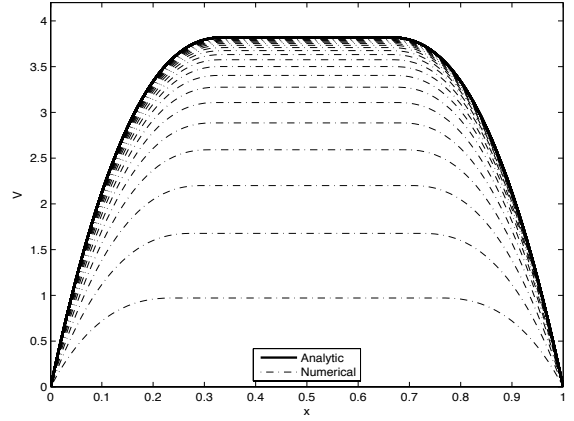
Cells	L^1 Error	Order	L^∞ Error	Order
25	$2.392E^{-02}$	-	$3.459E^{-02}$	-
50	$5.561E^{-03}$	2.104	$7.195E^{-03}$	2.265
100	$1.394E^{-03}$	1.995	$1.803E^{-03}$	1.996
200	$3.482E^{-04}$	2.001	$4.502E^{-04}$	2.001

Table 3: Test 1. Errors and order of convergence for $\varphi = 0.75$

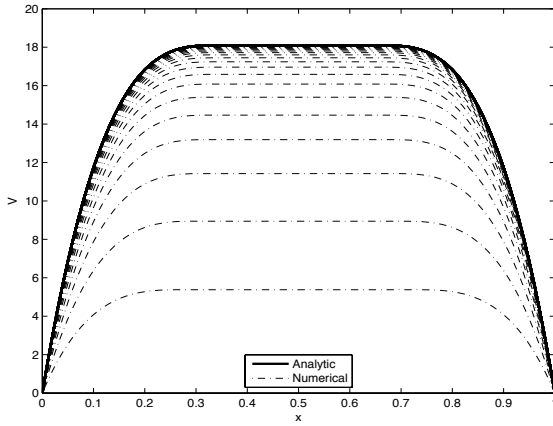
Cells	L^1 Error	Order	L^∞ Error	Order
25	$7.367E^{-02}$	-	$9.488E^{-02}$	-
50	$1.861E^{-02}$	1.984	$2.338E^{-02}$	2.020
100	$4.759E^{-03}$	1.967	$5.988E^{-03}$	1.965
200	$1.267E^{-03}$	1.909	$1.599E^{-03}$	1.904



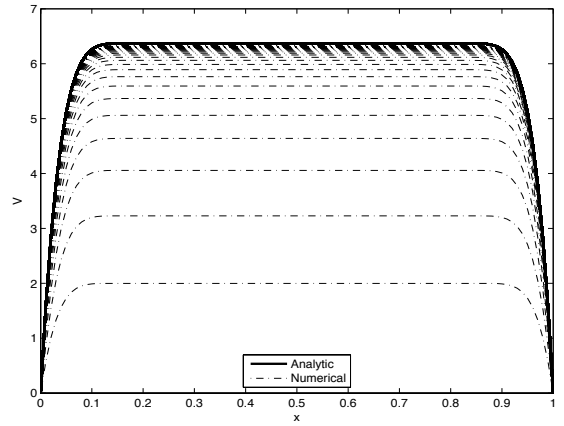
(a) $\varphi = 1$. $\Delta t = 0.05$.



(b) $\varphi = 0.75$. $\Delta t = 0.1$.



(c) $\varphi = 0.5$. $\Delta t = 0.75$.



(d) $\varphi = 0.25$. $\Delta t = 2$.

Figure 1: Test 1: Evolution of the computed velocity (dashed lines) to the analytical stationary solution (continuous line). Δt gives the time separating each numerical curves.

Table 4: Test 1. Errors and order of convergence for $\varphi = 0.5$

Cells	L^1 Error	Order	L^∞ Error	Order
25	$4.035E^{-01}$	-	$4.834E^{-01}$	-
50	$1.103E^{-01}$	1.870	$1.318E^{-01}$	1.874
100	$2.810E^{-02}$	1.972	$3.349E^{-02}$	1.977
200	$7.506E^{-03}$	1.904	$8.916E^{-03}$	1.909

Table 5: Test 1. Errors and order of convergence for $\varphi = 0.25$

Cells	L^1 Error	Order	L^∞ Error	Order
25	$8.117E^{-01}$	-	$8.673E^{-01}$	-
50	$2.372E^{-01}$	1.774	$2.511E^{-01}$	1.788
100	$6.204E^{-02}$	1.934	$6.552E^{-02}$	1.938
200	$1.570E^{-02}$	1.982	$1.657E^{-02}$	1.983

5.2 Test at high rate of shear – exploring the rheological law

In this section, we want to present the results of the method applied to a case where the rate of shear is high, in the sense that it is a regime where the Bingham fluid is the more “viscous” (compared to the Herschel-Bulkley fluid). This is a feature induced by the rheological richness of Herschel-Bulkley model.

More precisely, previous feature is linked to the rheological study presented in Appendix B and to which the reader is referred before reading the following of this section.

In the present section, we consider a test where the solution is in a rheological state which is covered by Herschel-Bulkley law when the solutions are moving at high rates of shear. With the present section and the next section, we will show that the method is able to handle the variety of behaviours exhibited by the Herschel-Bulkley constitutive law.

Being concerned with high shear rate, the following test case is in opposition with the ones in the next section where we will focus on the ability of the method to handle stationary states (which is linked to the well-balanced property of the method designed in this paper).

The test case is as follows. Physical parameters are those given in Appendix B. We consider an initial sinusoidal free surface over an horizontal slope ($\theta = 0$) as shown in Figure 2. We put a non zero initial velocity (see also Figure 2), which will act together with the gravity $g = 9.81$ to move the free surface. Namely (the domain is $[0; L]$ with $L = 10$ and we use a discretization grid in space with 1000 points ; discretization in time is adaptive through CFL condition equals to 0.8; furthermore, there is no friction):

$$H(t = 0, x) = 2 + \cos\left(\frac{2\pi x}{L}\right),$$

$$V(t = 0, x) = -2 \frac{x - 5}{L/2} \left(1 - \left(\frac{|x - 5|}{L/2}\right)^{10}\right).$$

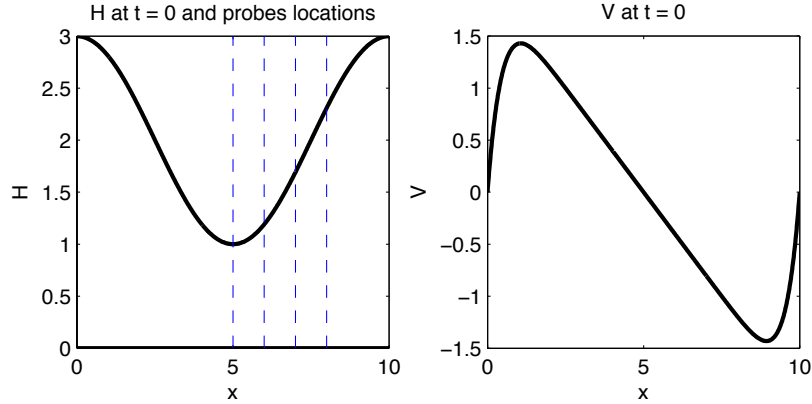


Figure 2: Initial conditions for the test with high rate of shear. The four dashed vertical lines indicate the probes' locations (denoted as Probe 1, 2, 3 and 4, from left to right respectively).

This initial velocity is chosen in such a way that, during all the simulation, the rate of shear is in the Zone 3 described in the Appendix B, i.e. in this case $|\partial_x V| \geq 0.22$. In this test, the final time of the simulation is $t = 0.3$. We can check on Figure 3 the evolution of $\|\partial_x V\|_\infty$ along time. It is worth noting that for $t \in [0, 0.1]$ the maximum of the gradient, which is measured by this norm, is located near the boundaries of the domain. Then for $t \in [0.1, 0.3]$ the maximum is located at the center of the domain, where the fluid is moving in opposite directions (V is continuous but antisymmetric and changes its sign at $x = 5$: $V > 0$ (resp. $V < 0$) on the left (resp. right) of $x = 5$) inducing a rise of the free surface, as it can be seen on the Probe 1 of Figure 4. Indeed, we put four probes at $x = 5, 6, 7$ and 8 (denoted as Probe 1, 2, 3 and 4, respectively) to monitor the evolution of the free surface H at these points.

The fact that, in this regime, the fluid with $\varphi = 0.4$ is the less “viscous” can be seen in Figure 5; this fluid has a better ability to move and:

- goes more down near the boundaries ($x \in [0; 1]$ and symmetrically) due to the strong initial velocity that “smashes” the top of the “mountain”, ...
- ... induces an expulsion of the fluid to the center, this expulsion creates (i) a kind of “splash ring” around $x = 2$ (and symmetrically around $x = 8$) which goes higher for $\varphi = 0.4$, ...
- ... as well as (ii) a global motion in the inner zone leading to an increase of the free surface at the center ($x \in [2; 5]$ and symmetrically). In a neighborhood of $x = 5$, we clearly see that the free surface with $\varphi = 0.4$ is higher than the others.

On the contrary, for the Bingham fluid which is, in this regime, the more “viscous” fluid, we see that the motion is a bit less important than the others. For the third fluid which has the medium “viscosity”, its free surface is perfectly bounded by the

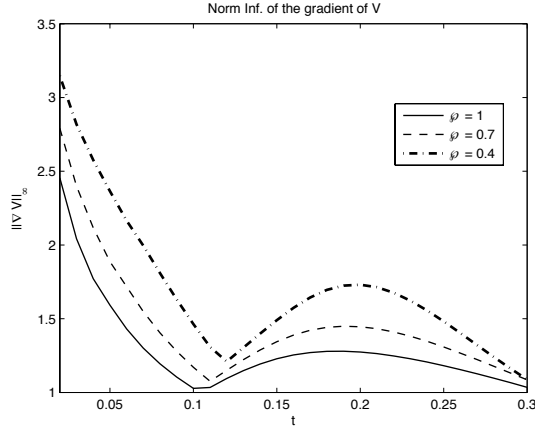


Figure 3: Time evolution of the maximum of the gradient of V over the domain. This shows that the flow is in the regime of Zone 3, described in Appendix B.

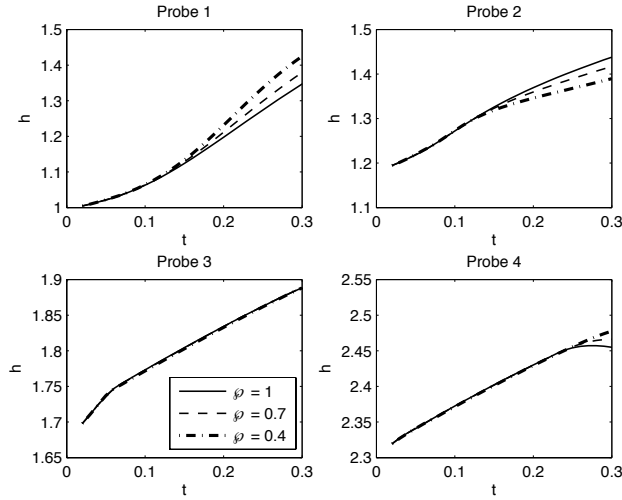


Figure 4: Time evolution of H at the four probes, for the three fluids. See text and also Figure 5 to have a clear view of their respective locations on the final H .

two others.

We add that we performed a mesh refinement study of this test which leads to similar results. This test thus shows the ability of the numerical method to capture the various rheological behaviours of the Herschel-Bulkley model for “high” rates of shear. We will see in the next section that it is also the case for low rate of shear by focusing on the study of the convergence to stationary states of the fluid on an inclined plane ($\theta \neq 0$).

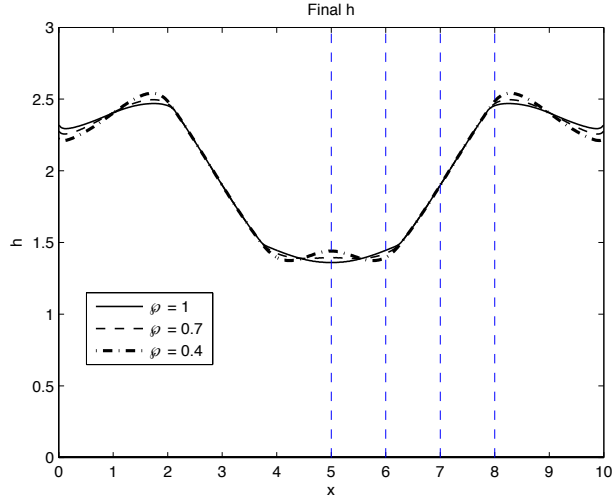


Figure 5: The free surface H at the final time $t = 0.3$, for the three fluids. The dashed vertical lines indicates the probes' locations (denoted as Probe 1, 2, 3 and 4, from left to right respectively).

5.3 Avalanche test case – rheology at smaller shear rate

In this section, we simulate an academic test of avalanche. This will allow us to show the behaviour of the numerical method with respect to several aspects: *(i)* ability to compute stationary states of a viscoplastic flow on an inclined plane and *(ii)* role of the Herschel-Bulkley parameter φ on the evolution of H when the rate of shear is small (in the sense that the flow occurs in Zone 1, described in Appendix B).

To do so, we consider an initial condition such that $\mathbf{V}(t = 0) \equiv 0$ and

$$H(t = 0, x) = \begin{cases} 2.3 & \text{if } 6.5 \leq x \leq 7.5 \\ 1 & \text{otherwise.} \end{cases} \quad (64)$$

This rectangular pulse is above a plane slope inclined with an angle of 5 degrees. As it can be seen on Figure 6, where we also add the location of probe points at $x = 0.6, 6.4, 7, 9.4$. We monitor the evolution of H along time, at these four points, whose locations were chosen to be at the most significant locations for the dynamics of this test, as we will see in what follows.

Physical parameters are those given in Appendix B. In this context, upon the influence of slope and gravity, the fluid is able to spread and to flow down the slope but there exists a finite time at which the fluid stops, since the load goes below the yield

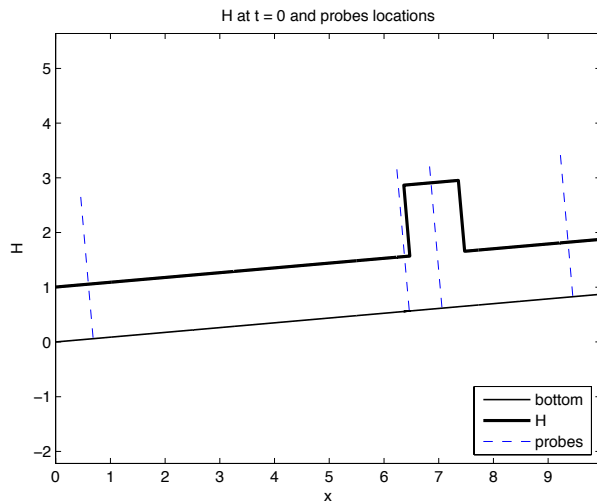


Figure 6: Initial height (thick rectangular pulse), bottom (thin continuous line) and location of the 4 probes (dashed lines) to monitor the evolution of H along time (cf. Figure 8).

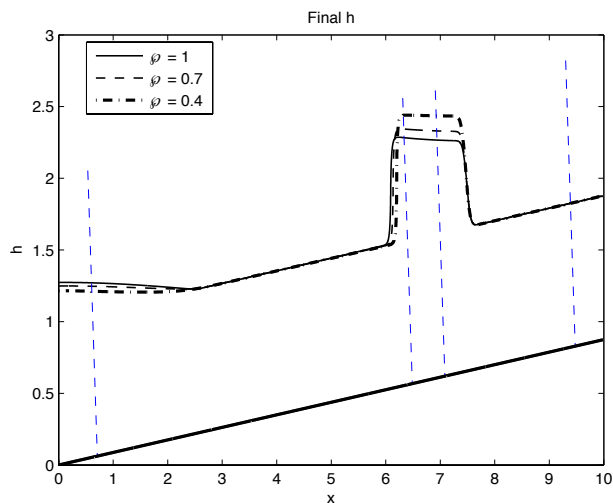


Figure 7: Final heights obtained at the stationary state, for various powers of the Herschel-Bulkley law. Note that, contrary to Figure 6, the scale is not the same between the abscissa and the ordinate.

limit.

We perform numerical simulations of the evolution of the free surface and its convergence to a stationary state, for several values of the exponent φ . In particular, we take the Bingham case $\varphi = 1$ and two values for a “true” Herschel-Bulkley material,

namely $\varphi = 0.7$ and $\varphi = 0.4$. The domain $[0; 10]$ is discretized with 8000 points.

The method presented in this paper has been shown to be well-balanced. As a consequence, it is able to compute accurately aforementioned stationary states. To show this, we purposely take a final time of simulation $T = 20$ which is by far greater than the time at which the avalanche stops (approximately 2 for the three fluids considered here). We note that we use a CFL condition of 0.8, associated to the discretization in time.

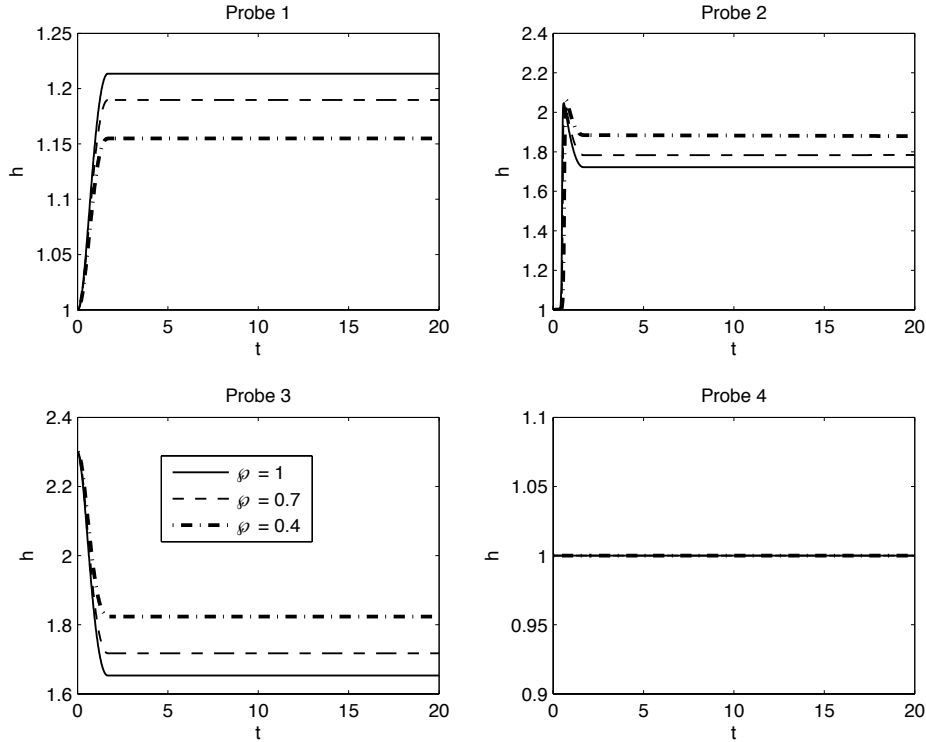


Figure 8: Height for the probe points: $x = 0.6, 6.4, 7, 9.4$.

The stationary heights obtained are shown on Figure 7. The first obvious thing to note, thanks to the graphical help of the probes' location (and comparing Figures 6 and 7), is the motion of the material down the slope: the rectangular pulse is shifted a bit to the left and its height decreases; as a consequence, this flowing material accumulates at the bottom of the slope (see Probe 1), inducing an increase of the height in this zone. The evolution of each height along time, measured at the four probes is shown on Figure 8: we can clearly see that stationary states are obtained since all the curves are flat after $t \approx 2$.

We can also describe the behaviour of the height evolution with respect to the Herschel-Bulkley power. First, it can be noted that the rate of shear (see Figure 9)

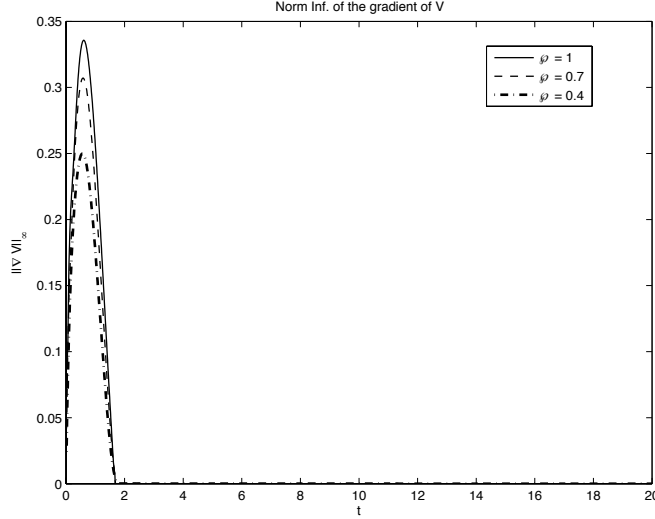


Figure 9: The gradient of V as a function of time, showing that the flow is essentially in the regime of Zone 1 described in Appendix B.

in this test is always less than 0.35 and that the flow regime of this test is essentially (i.e. most of the time of the simulation) the one of Zone 1 described in Appendix B (rate of shear between 0 and 0.11), especially when the height reaches the stationary state (at $t \approx 2$). The Bingham fluid $\wp = 1$ is thus supposed to flow better than the two others. This can be seen on the final heights, where the Bingham fluid has a hump shape which is below the others (in the neighborhood of $x = 7$) and its level is higher at the bottom of the slope (in the neighborhood of $x = 1$). Furthermore, we see that the position of the three stationary heights is in accordance with the value of \wp :

- in the top of the hump, if we denote h_{\wp_i} the height of fluid $\wp_i = \{1, 0.7, 0.4\}$, we have:

$$h_1 \leq h_{0.7} \leq h_{0.4},$$

- whereas, in the bottom of the slope, we have:

$$h_1 \geq h_{0.7} \geq h_{0.4},$$

which is in accordance to the fact that in this regime where the stationary states are reached, the rates of shear are close to zero, leading to an increasing “fluency” of the flow when \wp goes from 0 to 1.

This can also be seen on the time evolution of H at the probes (see Figure 8). Note that the height at Probe 4 is totally stationary during all the simulation: actually, in its neighborhood, the velocity is zero during all the simulation, due to the fact that the material remains under the yield limit. On the contrary, at Probe 3, which is at the center of the initial rectangular pulse, we see that the height is constantly decreasing until the stationary state is reached. This is natural: the initial rectangular pulse is flowing down and its shape, remaining quasi-rectangular, is essentially changing by

converting the decrease in height in an increase of width. This explains also the behaviour of Probe 2 which, at $t = 0$, is just near the initial pulse: due to the increase of the width of the pulse, the height first increases at Probe 2, but when this height corresponds to the top of the rectangular pulse (which is decreasing), Probe 2 exhibits the same behaviour as Probe 3 and shows a decrease of the height to a stationary state.

Again, we add that we performed a mesh refinement study of this test which leads to similar results, showing the robustness of the present numerical method.

6 Conclusion

In this work, we derive an integrated Herschel-Bulkley model coming from the full 3D Navier-Stokes Herschel-Bulkley equations with a free surface. An asymptotic expansion leads to a viscous shallow water-type model involving a variational inequality. A nice property of this formulation is that it allows to treat the case of a null slope and is valid up to moderate slopes.

We then design a coupled augmented Lagrangian / finite volume scheme which fully takes into account both the threshold of plasticity and the power law. The overall method is well balanced, in the sense that it exactly preserves two types of stationary solutions. All these characteristics lead to a scheme which is able to compute the evolution to stationary solutions which can arise in these types of flow (thanks to plastic behaviour). It is quite a remarkable feature of the present approach since many of the numerical methods presented in the literature use a so called regularization of the constitutive law, skipping the mathematical difficulty induced by plasticity and making them unable to compute stationary states (in these methods the material can not become rigid and is always flowing). The well balanced property is obtained by remarking that the spatial discretization of all the terms involved must induce a coupling between the height and the speed problem. The overall scheme is exact for the two particular cases mentioned in Proposition 1.

Aforementioned properties are finally illustrated numerically. Thanks to the first numerical test associated to the duct case, for which we have an analytical solution, we show that the implemented scheme is of order 2 in space for a nontrivial stationary solution. The second numerical test is designed to compute a flow at high rate of shear, where the Bingham fluid ($\varphi = 1$) is “more viscous” than “true” Herschel-Bulkley fluids ($\varphi < 1$). This allows to show the ability of the method to catch the various rheological behaviours of Herschel-Bulkley. As a matter of fact, the third numerical test – an academic test of avalanche – explores small rate of shear where the Bingham fluid is the “less viscous”. In both cases, the numerical results are in accordance with the expected physical evolution. Furthermore, the third test is the typical illustration of the well-balanced property of our scheme, since accurate numerical stationary solutions are exhibited for a long time after the reach of the arrested state of the avalanche.

Acknowledgements

The authors would like to thank Didier Bresch for initiating this collaborative work, as well as for his involvement and support. C. A.-R. is supported by French ANR Grant ANR-08-BLAN-0301-01. This research has been partially supported by the Spanish Government Research project MTM2009-07719. Part of this work was done while P. V. was visiting E.D. F.-N. and G. N.-R., from November to December 2010, thanks to a grant from the *Instituto Universitario de Investigación de Matemáticas de la Universidad de Sevilla* (IMUS). P. V. wishes to thank everyone at IMUS for their hospitality. The support of French ANR Grant ANR-08-JCJC-0104-01 is also gratefully acknowledged.

A The regula-falsi method for q

In this appendix, we describe the regula-falsi method to solve the non linear problem in q (44):

$$\left(2^{\frac{\wp+3}{2}}\nu_1|q|^{\wp-1} + r\right)q = (\mu + r\mathcal{B}(\mathbf{V})) \left(1 - \frac{\tau_y\sqrt{2}}{|\mu + r\mathcal{B}(\mathbf{V})|}\right)_+.$$

For the discrete problem (52), we have $\mathcal{B}(\mathbf{V}) = \frac{\mathbf{V}_{i+1}^k - \mathbf{V}_i^k}{\Delta x}$, $\mu = \mu_{i+1/2}^k$, $q = q_{i+1/2}^{k+1}$.

First we tackle the problem coming from the term $S(q) = |q|^{\wp-1}q$ for $0 < \wp < 1$. We avoid the singularity at point $q = 0$ from the numerical point of view by defining the following approximation

$$S(q) = \begin{cases} \frac{q}{|q|^{1-\wp}} & \text{if } |q| > \epsilon, \\ \frac{q}{|\epsilon|^{1-\wp}} & \text{if } |q| \leq \epsilon. \end{cases} \quad (65)$$

In the numerical, test we set $\epsilon = 10^{-7}$. If we define the function

$$F(q) = 2^{\frac{\wp+3}{2}}\nu_1 S(q) + rq - (\mu + r\mathcal{B}(\mathbf{V})) \left(1 - \frac{\tau_y\sqrt{2}}{|\mu + r\mathcal{B}(\mathbf{V})|}\right)_+ \quad (66)$$

then, we search for a root of $F(q)$. For simplicity, we denote:

$$\alpha_1 = 2^{\frac{\wp+3}{2}}\nu_1; \quad d = (\mu + r\mathcal{B}(\mathbf{V})); \quad \alpha_2 = \tau_y\sqrt{2}; \quad A = \left(1 - \frac{\alpha_2}{|d|}\right)_+,$$

so

$$F(q) = \alpha_1 S(q) + rq - dA.$$

Observe that $F(q)$ is monotone increasing then, $F(q)$ has only one root. Looking at (66), if $|d| \leq \alpha_2$ then this root is $q = 0$. From now on, we thus assume that $|d| > \alpha_2$.

For the regula-falsi method, we construct a sequence of decreasing intervals containing a root of the function $F(q)$. The algorithm is initialized with two points x_a^0 and x_b^0 such that $F(x_a^0)F(x_b^0) < 0$; then for $k = 0, \dots, k_{max}$, the following iteration is computed:

- Step 1:

$$x_c^k = x_a^k - \frac{x_a^k - x_b^k}{F(x_a^k) - F(x_b^k)} F(x_a^k).$$

- Step 2:

$$\text{if } F(x_a^k) \cdot F(x_c^k) > 0, \text{ then } \quad x_a^{k+1} = x_c^k \text{ and } x_b^{k+1} = x_b^k,$$

$$\text{if } F(x_a^k) \cdot F(x_c^k) < 0, \text{ then } \quad x_a^{k+1} = x_a^k \text{ and } x_b^{k+1} = x_c^k.$$

Then, the problem is to define the initial points x_a^0 and x_b^0 . We propose the following choice:

- If $d > \alpha_2$ then $x_a^0 = 0$ and
 - if $d \left(1 - \frac{\alpha_2}{|d|}\right) > \alpha_1 + r$, then $x_b^0 = \frac{d}{r} \left(1 - \frac{\alpha_2}{|d|}\right)$;
 - if $d \left(1 - \frac{\alpha_2}{|d|}\right) \leq \alpha_1 + r$, then $x_b^0 = 1$.
- If $d \leq -\alpha_2$ then $x_b^0 = 0$ and
 - if $d \left(1 - \frac{\alpha_2}{|d|}\right) < -(\alpha_1 + r)$, then $x_a^0 = \frac{d}{r} \left(1 - \frac{\alpha_2}{|d|}\right)$;
 - if $d \left(1 - \frac{\alpha_2}{|d|}\right) \geq -(\alpha_1 + r)$, then $x_a^0 = -1$.

We can easily prove that these choices ensure that $F(x_a^0)F(x_b^0) < 0$. This initialization completes the algorithm of the regula-falsi method.

B Rheological regimes of the integrated Herschel-Bulkley model

In this appendix, we describe the various constitutive laws used in this paper and the different regimes that can be exhibited.

More precisely, we will detail the constitutive law associated to the rheology of the integrated model (38). We are here in 1D; if we denote the shear stress by σ and the rate of shear by $\dot{\gamma}$, the constitutive law is:

$$\sigma(\dot{\gamma}) = 2^{\frac{3+\varphi}{2}} \nu_1 \frac{\dot{\gamma}}{|\dot{\gamma}|^{1-\varphi}} + \tau_y \sqrt{2} \frac{\dot{\gamma}}{|\dot{\gamma}|}, \quad \text{if } \dot{\gamma} \neq 0, \quad (67)$$

$$|\sigma(\dot{\gamma})| \leq \tau_y \sqrt{2}, \quad \text{if } \dot{\gamma} = 0. \quad (68)$$

Note that in this 1D case, we have $\dot{\gamma}$ which is given by $\partial_x V$. The idea is to compare the associated curves for different values of the Herschel-Bulkley parameter φ . To have a

graphical view of such variety, let us suppose that the viscosity $\nu_1 = 1$, the yield stress $\tau_y = 6/\sqrt{2}$ and that we consider three types of fluid with respect to \wp , namely $\wp = 1$ (which is actually the special case of a Bingham fluid), $\wp = 0.7$ and $\wp = 0.4$. The curves are shown on Figure 10. Note that the three curves have the same intersection point at $\dot{\gamma} = 2^{-1/2}$ (which is thus independent of \wp).

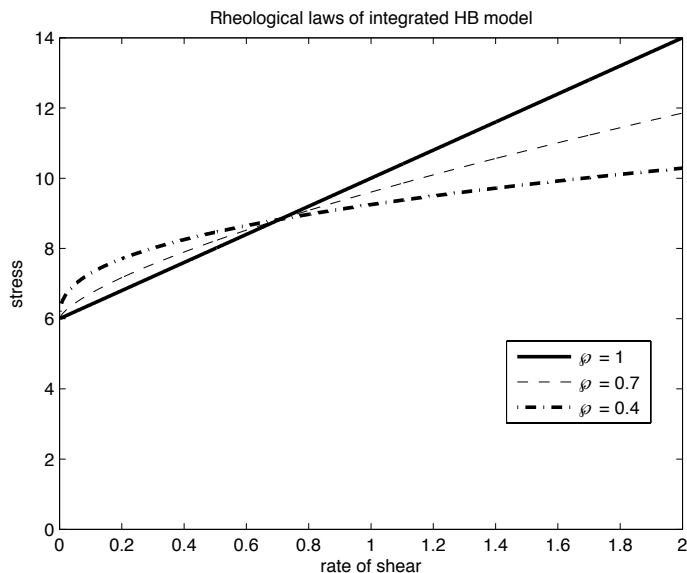


Figure 10: Various Herschel-Bulkley constitutive models for $\wp = 1, 0.7, 0.4$.

The interesting point is to look at the derivatives of these three curves in order to have an idea of the viscosity (in the generalized sense). This will show which fluid is the more likely to flow faster for a given rate of shear. These three derivatives are shown on Figure 11. On this Figure we put two vertical (dashed) lines to show three zones:

- on the left (denoted as **Zone 1**), a zone where the Bingham fluid is the *less* “viscous” of the three fluids, followed in this order by the Herschel-Bulkley fluids $\wp = 0.7$ and $\wp = 0.4$;
- on the right (denoted as **Zone 3**), a zone completely opposed to the previous one, where the Bingham fluid is the *more* “viscous” of the three fluids, followed in this order by the Herschel-Bulkley fluids $\wp = 0.7$ and $\wp = 0.4$;
- an intermediate zone (denoted as **Zone 2**) where there is no clear order in terms of the viscosity of the three fluids.

These three zones can be precised thanks to the fluid parameters \wp . If we denote $1 \geq \wp_1 > \wp_2 > \wp_3 > 0$ (thinking of $\wp_1 = 1$, $\wp_2 = 0.7$ and $\wp_3 = 0.4$):

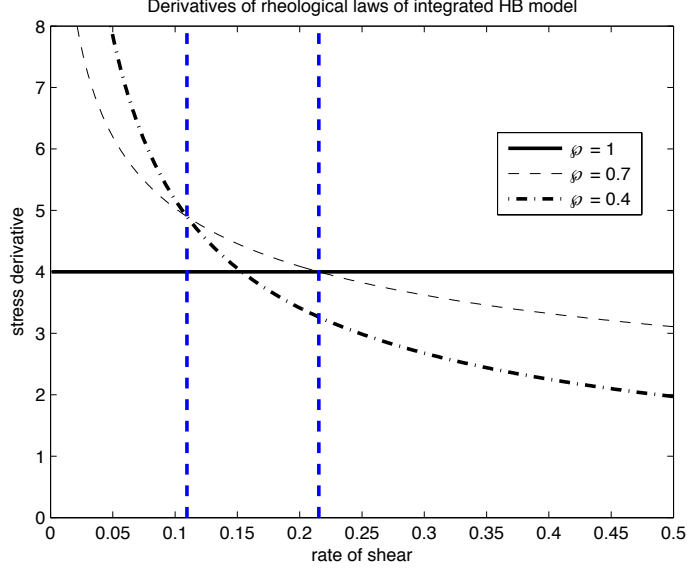


Figure 11: Derivatives of various Herschel-Bulkley constitutive models for $\varphi = 1, 0.7, 0.4$. The vertical dashed lines separate three zones. The one on the left (**Zone 1**, $\dot{\gamma} \leq 0.11$) is used for the test in section 5.3, whereas the one on the right (**Zone 3**, $\dot{\gamma} \geq 0.22$) is used for the test in section 5.2. See text.

- Zone 1 is $[0, x_1]$ where x_1 is the abscissa of the intersection between the curves of φ_2 and φ_3 , namely

$$x_1 = \frac{1}{\sqrt{2}} \left(\frac{\varphi_3}{\varphi_2} \right)^{\frac{1}{\varphi_2 - \varphi_3}},$$

- Zone 2 is $[x_1; x_2]$ where x_2 is the abscissa of the intersection between the curves of φ_2 and φ_1 , namely

$$x_2 = \frac{1}{\sqrt{2}} \varphi_2^{-\frac{1}{\varphi_2 - 1}},$$

(note that, by the same computation, we see that x_2 is greater than the abscissa of the intersection between the curves of φ_3 and φ_1 , since $\varphi_2 > \varphi_3$, leading to a definition of x_2 which is always given by the Herschel-Buckley fluid which has the bigger $\varphi < 1$),

- Zone 3 is $[x_2; +\infty]$.

In the numerical tests we perform in this paper, we inspired ourselves by Figure 11 by performing a test where the Bingham fluid is the most viscous (see section 5.2): to do so, we need to design a test with high rates of shear, in the sense that a significant part of the fluid experiences rate of shear $\dot{\gamma} \geq x_2 \sim 0.22$ (with the choice of parameters given above), in such a way it corresponds to Zone 3.

On the other hand, the Zone 1 ($\dot{\gamma} \leq x_1 \sim 0.1$) is naturally explored for all tests where we check the stationary states where V and $\partial_x V$ are zero, or very close to zero; see for instance section 5.3.

The results of the aforementioned sections show the different behaviours of the motion of the free surface H , in accordance with the different “viscous” regimes associated to Zone 1 and 3. This is a nice property of the numerical method proposed here.

References

- [1] C. Ancey. Plasticity and geophysical flows: A review. *Journal of Non-Newtonian Fluid Mechanics*, 142:4 – 35, 2007.
- [2] C. Ancey and S. Cochard. The dam-break problem for Herschel-Bulkley viscoplastic fluids down steep flumes. *Journal of Non-Newtonian Fluid Mechanics*, 158(1-3):18 – 35, 2009.
- [3] N. J. Balmforth, A. S. Burbidge, R. V. Craster, J. Salzig, and A. Shen. Viscoplastic models of isothermal lava domes. *Journal of Fluid Mechanics*, 403:37–65, 2000.
- [4] N. J. Balmforth, R. V. Craster, A. C. Rust, and R. Sassi. Viscoplastic flow over an inclined surface. *Journal of Non-newtonian Fluid Mechanics*, 139:103–127, 2006.
- [5] Alfredo Bermúdez and María Elena Vázquez Cendón. Upwind methods for hyperbolic conservation laws with source terms. *Comput. Fluids*, 23(8):1049–1071, 1994.
- [6] E. C. Bingham. *Fluidity and plasticity*. Mc Graw-Hill, 1922.
- [7] R. B. Bird, R. C. Armstrong, and O. Hassager. *Dynamics of Polymeric Liquids, Vol. 1-2*. Wiley, 1987.
- [8] D. Bresch, E. D. Fernandez-Nieto, I. R. Ionescu, and P. Vigneaux. Augmented Lagrangian method and compressible visco-plastic flows: Applications to shallow dense avalanches. In G. P. Galdi et al., editor, *New Directions in Mathematical Fluid Mechanics*, Advances in Mathematical Fluid Mechanics, pages 57–89. Birkhauser Basel, 2010. <http://dx.doi.org/10.1007/978-3-0346-0152-8>.
- [9] M. J. Castro and E. D. Fernández-Nieto. A class of computationally fast first order finite volume solvers: PVM methods. *Submitted*, 2011.
- [10] T. Chacón, M. J. Castro, E. D. Fernández-Nieto, and C. Parés. On well-balanced finite volume methods for non-conservative non-homogeneous hyperbolic systems. *SIAM J. Sci. Comput.*, 29(3):1093–1126, 2007.
- [11] E. J. Dean, R. Glowinski, and G. Guidoboni. On the numerical simulation of Bingham visco-plastic flow: old and new results. *Journal of Non Newtonian Fluid Mechanics*, 142:36–62, 2007.
- [12] G. Duvaut and J.-L. Lions. *Inequalities in mechanics and physics*. Springer-Verlag, 1976.

- [13] E. D. Fernández-Nieto and G. Narbona-Reina. Extension of WAF type methods to non-homogeneous shallow water equations with pollutant. *Journal of Scientific Computing*, 36:193–217, 2008.
- [14] M. Fortin and R. Glowinski. *Augmented Lagrangian methods: applications to the numerical solution of boundary-value problems*. North-Holland, 1983.
- [15] James M. Greenberg and Alain-Yves Le Roux. A well-balanced scheme for the numerical processing of source terms in hyperbolic equations. *SIAM J. Numer. Anal.*, 33(1):1–16, 1996.
- [16] I. P. Grinchik and A. Kh. Kim. Axial flow of a nonlinear viscoplastic fluid through cylindrical pipes. *Journal of Engineering Physics and Thermophysics*, 23:1039–1041, 1972.
- [17] W. H. Herschel and T. Bulkley. Measurement of consistency as applied to rubber-benzene solutions. *Am. Soc. Test Proc.*, 26(2):621–633, 1926.
- [18] X. Huang and M. H. García. A Herschel Bulkley model for mud flow down a slope. *Journal of Fluid Mechanics*, 374:305–333, 1998.
- [19] R. R. Huilgol and Z. You. Application of the augmented Lagrangian method to steady pipe flows of Bingham, Casson and Herschel-Bulkley fluids. *Journal of Non-Newtonian Fluid Mechanics*, 128(2-3):126 – 143, 2005.
- [20] D. Laigle and P. Coussot. Numerical modeling of mudflows. *Journal of Hydraulic Engineering*, 123(7):617–623, 1997.
- [21] Randall J. LeVeque. Balancing source terms and flux gradients in high-resolution Godunov methods: the quasi-steady wave-propagation algorithm. *J. Comput. Phys.*, 146(1):346–365, 1998.
- [22] G. P. Matson and A. J. Hogg. Two-dimensional dam break flows of Herschel-Bulkley fluids: The approach to the arrested state. *Journal of Non-newtonian Fluid Mechanics*, 142:79–94, 2007.
- [23] P. Oswald. *Rheophysics. The deformation and flow of matter*. Cambridge University Press, 2009.
- [24] J. M. Piau. Flow of a yield stress fluid in a long domain. Application to flow on an inclined plane. *Journal of Rheology*, 40, 1996.
- [25] P. L. Roe. Upwind differencing schemes for hyperbolic conservation laws with source terms. In *Nonlinear hyperbolic problems (St. Etienne, 1986)*. C. Carraso et al. (Eds), volume 1270 of *Lecture Notes in Math.*, pages 41–51. Springer, Berlin, 1987.
- [26] A. Siviglia and A. Cantelli. Effect of bottom curvature on mudflow dynamics: Theory and experiments. *Water resources research*, 41(11):1–17, 2005.