

Base-Promoted, Remote C–H Activation at a Cationic $(\eta^5\text{-C}_5\text{Me}_5)\text{Ir(III)}$ Center Involving Reversible C–C Bond Formation of Bound C_5Me_5

Juan J. Moreno,[†] María F. Espada,[†] Jesús Campos,[†] Joaquín López-Serrano,[†] Stuart A. Macgregor,^{*,‡} and Ernesto Carmona^{*,‡}

[†]Instituto de Investigaciones Químicas (IIQ), Departamento de Química Inorgánica and Centro de Innovación en Química Avanzada (ORFEO–CINQA), Universidad de Sevilla and Consejo Superior de Investigaciones Científicas (CSIC), Avenida Américo Vespucio 49, 41092 Sevilla, Spain

[‡]Institute of Chemical Sciences, Heriot-Watt University, Edinburgh EH14 4AS, United Kingdom

Supporting Information

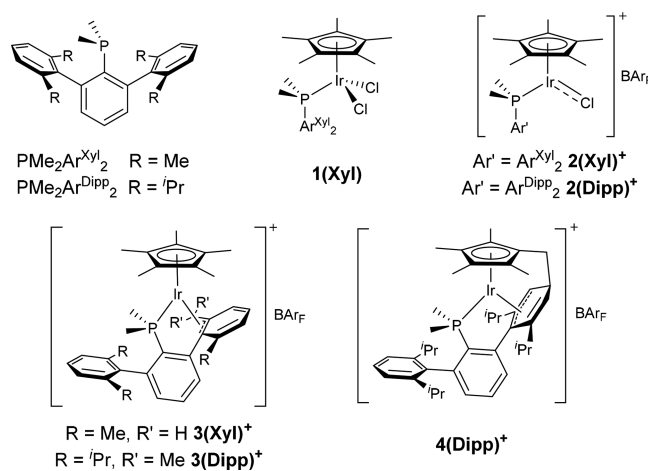
ABSTRACT: C–H bond activation at cationic $[(\eta^5\text{-C}_5\text{Me}_5)\text{Ir}(\text{PMe}_2\text{Ar}')]$ centers is described, where $\text{PMe}_2\text{Ar}'$ are the terphenyl phosphine ligands $\text{PMe}_2\text{Ar}^{\text{Xyl}_2}$ and $\text{PMe}_2\text{Ar}^{\text{Dipp}_2}$. Different pathways are defined for the conversion of the five-coordinate complexes $[(\eta^5\text{-C}_5\text{Me}_5)\text{IrCl}(\text{PMe}_2\text{Ar}')]$, $2(\text{Xyl})^+$ and $2(\text{Dipp})^+$, into the corresponding pseudoallyls $3(\text{Xyl})^+$ and $3(\text{Dipp})^+$. In the absence of an external Brønsted base, electrophilic, remote ζ C–H activation takes place, for which the participation of dicationic species, $[(\eta^5\text{-C}_5\text{Me}_5)\text{Ir}(\text{PMe}_2\text{Ar}')_2]^{2+}$, is proposed. When NEt_3 is present, the $\text{PMe}_2\text{Ar}^{\text{Dipp}_2}$ system is shown to proceed via $4(\text{Dipp})^+$ as an intermediate en route to the thermodynamic, isomeric product $3(\text{Dipp})^+$. This complex interconversion involves a non-innocent C_5Me_5 ligand, which participates in C–H and C–C bond formation and cleavage. Remarkably, the conversion of $4(\text{Dipp})^+$ to $3(\text{Dipp})^+$ also proceeds in the solid state.

Cyclopentadienyls, C_5R_5 , and tertiary phosphines, PR_3 , are unquestionably two of the most important classes of ligands in organometallic chemistry and catalysis.¹ Although in most cases C_5R_5 and PR_3 behave strictly as spectators, in some reactions they can also directly participate. As PR_3 and C_5R_5 continue to be increasingly employed in homogeneous catalysis, knowledge of these unforeseen reactions is crucial because they might strongly influence catalytic outcomes² or lead to catalyst deactivation.³ Certain aryl phosphines undergo facile cyclometalation,^{4,5} and recently, nickel- and palladium-mediated dearomatization of dialkylbiaryl phosphines has been reported.^{2,6} With cyclopentadienyl ligands, in particular C_5Me_5 , ring methyl activation implying either deprotonation or hydride abstraction,^{7,8} as well as metal-to-ring hydride transfer,^{9,10} have all been documented.

Transition metal mediated C–H bond activation is a very important transformation with great potential for the functionalization of hydrocarbons. Decisive mechanistic advances have been made with the investigation of electrophilic C–H bond activation at $(\eta^5\text{-C}_5\text{Me}_5)\text{Ir(III)}$ centers,¹¹ revealing, among other details, the influence of coligands, in

particular their ability to act as a base to accept the generated proton.¹² Here, we targeted the synthesis of cationic $(\eta^5\text{-C}_5\text{Me}_5)\text{Ir(III)}$ complexes of the terphenyl phosphines¹³ $\text{PMe}_2\text{Ar}^{\text{Xyl}_2}$ and $\text{PMe}_2\text{Ar}^{\text{Dipp}_2}$ (Scheme 1). In particular, we

Scheme 1. Dimethyl Terphenyl Phosphines and Corresponding Iridium(III) Cyclopentadienyl Complexes Reported in This Work



report that the five-coordinate complexes $[(\eta^5\text{-C}_5\text{Me}_5)\text{IrCl}(\text{PR}_2\text{Ar}')]$, $2(\text{Xyl})^+$ and $2(\text{Dipp})^+$, promote facile electrophilic C–H activation at remote ζ C–H bonds of the phosphine ligand to form $3(\text{Xyl})^+$ and $3(\text{Dipp})^+$. Moreover, for $2(\text{Dipp})^+$, the observed ζ C–H activation in the presence of NEt_3 occurs through a complex mechanism that implies reversible $\eta^5\text{-C}_5\text{Me}_5$ deprotonation and reversible C–C bond formation between the resulting tetramethylfulvene terminal methylene group, and one of the flanking Dipp rings of the phosphine, that itself undergoes dearomatization.^{2,6} The resulting intermediate, $4(\text{Dipp})^+$, contains a 10-membered phospho-iridacycle. Intriguingly, this complex transforms

Received: October 31, 2018

Published: January 25, 2019

readily into the isomeric ζ C–H activation species, $3(\text{Dipp})^+$, not only in solution, but also in the solid state.

Treatment of $[(\eta^5\text{-C}_5\text{Me}_5)\text{IrCl}_2]_2$ with $\text{PMe}_2\text{Ar}^{\text{Xyl}}$ in CH_2Cl_2 yielded the expected $[(\eta^5\text{-C}_5\text{Me}_5)\text{IrCl}_2(\text{PMe}_2\text{Ar}^{\text{Xyl}})_2]$ product, $1(\text{Xyl})$, in high yields ($\sim 90\%$). Chloride abstraction by NaBAR_F was also straightforward and allowed isolation of the cationic complex $[(\eta^5\text{-C}_5\text{Me}_5)\text{IrCl}(\text{PMe}_2\text{Ar}^{\text{Xyl}})_2]^+$ ($2(\text{Xyl})^+$, Scheme 1) as its BAR_F salt, which appeared as a very dark red crystalline solid. Because of the high solution reactivity of this low-coordinate complex under ambient conditions, its synthesis and characterization were performed at -20°C . Microanalytical and spectroscopic data (see the Supporting Information (SI)) were in agreement with the formulation indicated in Scheme 1, which was subsequently confirmed by X-ray crystallography (Figure 1, left). The short

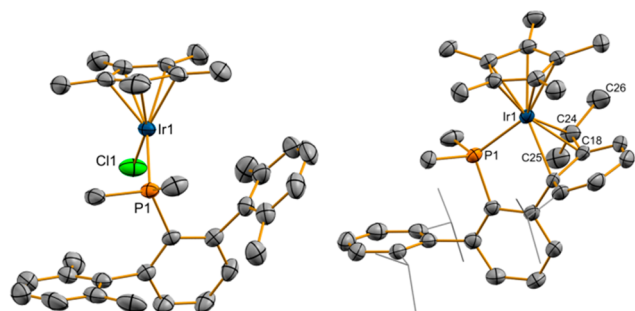


Figure 1. ORTEPs of the cations of complex $[2(\text{Xyl})]\text{BAR}_F$ and $[3(\text{Dipp})]\text{BAR}_F$. Hydrogen atoms are excluded for clarity, and thermal ellipsoids are set at 50% probability. Gray lines represent Dipp $i\text{Pr}$ substituents.

$\text{Ir}-\text{Cl}$ bond length of 2.2785(9) Å (cf. the 2.396(1) Å average distance in $1(\text{Xyl})$), coupled with the distinct, intense dark color,^{14–16} suggests chloride acts as a π -donor in this formally 16e complex; similar $\text{Ru}-\text{Cl}$ shortening was also reported in $[(\eta^5\text{-C}_5\text{Me}_5)\text{RuCl}(\text{P}^i\text{Pr}_3)]$.¹⁷

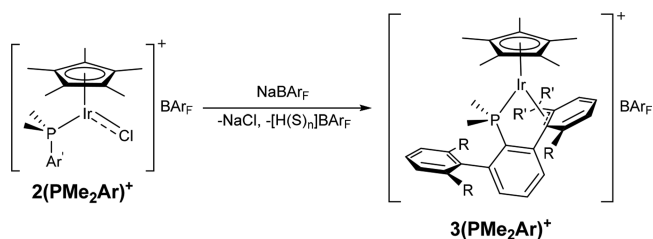
At room temperature, dichloromethane solutions of $2(\text{Xyl})^+$ underwent further chemical changes, as evidenced by a color change from the initial dark red to yellow-red. This process was accelerated by the presence of water and product crystallization from $\text{CH}_2\text{Cl}_2/\text{Et}_2\text{O}$ solvent yielded mixtures of a new iridium complex, $3(\text{Xyl})^+$, along with $[(\eta^5\text{-C}_5\text{Me}_5)\text{IrCl}_2]_2$ and $[\text{HPMe}_2\text{Ar}^{\text{Xyl}}]\text{BAR}_F$. $3(\text{Xyl})^+$ was unequivocally characterized as a pseudoallylic species formed via remote ζ C–H activation of a benzylic C–H bond of one of the Xyl substituents. It thus appears that the HCl released in the formation of $3(\text{Xyl})^+$ decomposed unreacted $2(\text{Xyl})^+$ to yield the above-mentioned side products.

Given that increased coligand steric demands often confer enhanced kinetic stability and hinder undesirable side reactions, $(\eta^5\text{-C}_5\text{Me}_5)\text{Ir}(\text{III})$ complexes of the bulkier phosphine $\text{PMe}_2\text{Ar}^{\text{Dipp}}$ (Scheme 1) were considered. Although the dichloride analogue of $1(\text{Xyl})$ could not be generated, possibly because of steric hindrance, cationic $2(\text{Dipp})^+$ formed rapidly when $[(\eta^5\text{-C}_5\text{Me}_5)\text{IrCl}_2]_2$ and $\text{PMe}_2\text{Ar}^{\text{Dipp}}$ were allowed to react in the presence of NaBAR_F . The similar properties of the two $2(\text{PMe}_2\text{Ar}')^+$ complexes, including the observation for $2(\text{Dipp})^+$ of a $^{31}\text{P}\{^1\text{H}\}$ NMR singlet with a $\Delta(\delta)$ shift relative to free $\text{PMe}_2\text{Ar}^{\text{Dipp}}$ practically identical to the corresponding value for $2(\text{Xyl})^+$, strongly supported a five-coordinate structure analogous to that of

$2(\text{Xyl})^+$. Notwithstanding the structural similarity, $2(\text{Dipp})^+$ possesses much superior solution stability.

As the formation of cationic pseudoallyls, $3(\text{PMe}_2\text{Ar}')^+$, from the corresponding chlorides, $2(\text{PMe}_2\text{Ar}')^+$, implies electrophilic C–H activation and elimination of HCl , we considered it of interest to study (i) the generation of dicationic $[(\eta^5\text{-C}_5\text{Me}_5)\text{Ir}(\text{PR}_2\text{Ar}')_2]^{2+}$ species by chloride abstraction from $2(\text{PMe}_2\text{Ar}')^+$ with NaBAR_F and (ii) the use of an external Brønsted base such as NEt_3 to facilitate HCl elimination. The first approach actually constitutes the best procedure for the high yield synthesis of complexes $3(\text{Xyl})^+$ and $3(\text{Dipp})^+$ (see Scheme 2). Focusing on the $\text{PMe}_2\text{Ar}^{\text{Dipp}}$

Scheme 2. Electrophilic ζ C–H Activation in Complexes 2^+ To Give the Pseudoallylic Species 3^+ ; S Represents a Solvent Molecule

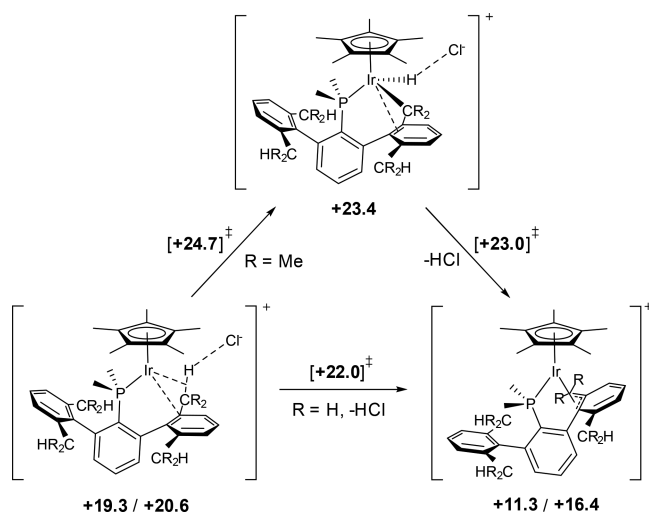


analogues for additional solution reaction studies, it was found that the formation of $3(\text{Dipp})^+$ promoted by NaBAR_F was very slow at room temperature, probably due to the absence of an effective base. Consistent with this hypothesis, reaction of $\text{PMe}_2\text{Ar}^{\text{Dipp}}$ with $[(\eta^5\text{-C}_5\text{Me}_5)\text{Ir}(\text{H}_2\text{O})_3](\text{SO}_4)$ ¹⁸ proceeded rapidly to afford $3(\text{Dipp})^+$.

The BAR_F salts of the two pseudoallyl complexes $3(\text{Xyl})^+$ and $3(\text{Dipp})^+$ were fully characterized by microanalysis and multinuclear NMR spectroscopy. For $3(\text{Xyl})^+$ distinct ^1H NMR resonances corresponding to the *anti* and *syn* pseudoallylic protons are seen as multiplets at 3.14 and 1.04 ppm, with $^2J_{\text{HH}} = 3.9$ and $^3J_{\text{HP}} = 1$ and 14 Hz, respectively. The corresponding carbon atom gives a $^{13}\text{C}\{^1\text{H}\}$ signal at 26.3 ppm ($^2J_{\text{CP}} = 4$ Hz), whereas the C_{ortho} and C_{ipso} involved in the η^3 -bonded unit appear at 89.1 and 83.2 ppm, respectively. Single-crystals of $[3(\text{Dipp})]\text{BAR}_F$ were also investigated by X-ray crystallography (Figure 1, right) that confirms that a Dipp ring in $2(\text{Dipp})^+$ has undergone ζ C–H activation to give a pseudoallylic product ($\text{Ir}-\text{C}_{\text{Me}_2} = 2.224(3)$, $\text{Ir}-\text{C}_{\text{ortho}} = 2.197(3)$ and $\text{Ir}-\text{C}_{\text{ipso}} = 2.257(3)$ Å).

The mechanism of the C–H bond activation to form the $3(\text{PMe}_2\text{Ar}')^+$ complexes was also investigated by DFT methods.¹⁹ The most accessible pathway involves initial Cl^- dissociation to afford an ion-pair comprising dicationic $[(\eta^5\text{-C}_5\text{Me}_5)\text{Ir}(\text{PMe}_2\text{Ar}')_2]^{2+}$, in which the phosphine is bound in a $\kappa\text{-P}, \eta^3\text{-C}_{\text{arene}}$ fashion (Figure S1), and Cl^- , which resides in the outer coordination sphere. For $2(\text{Xyl})^+$, this process entails a barrier of 18.4 kcal/mol and gives a species at +16.5 kcal/mol. Facile rearrangement then forms ζ C–H agostic intermediate at +19.3 kcal/mol (Scheme 3). The acidity of the agostic proton in this dicationic species promotes its facile abstraction by the Cl^- ion via a transition state at +22.0 kcal/mol, this representing the overall barrier to the C–H activation process.²⁰ In contrast, chloride-mediated deprotonation in $2(\text{Dipp})^+$ does not occur at the agostic complex, but requires an additional C–H oxidative cleavage step to form an Ir(V) hydride, which is then deprotonated by Cl^- . The overall barrier

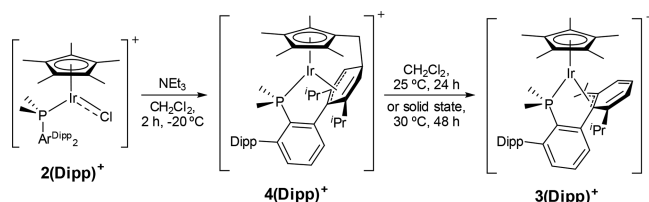
Scheme 3. Proposed Mechanism for the Electrophilic C–H Activation in $2(\text{PMe}_2\text{Ar}')^+$ Complexes (ΔG_{50}° , kcal/mol, R = H, Me)



in this case is 24.7 kcal/mol, 2.7 kcal/mol higher than that in $2(\text{Xyl})^+$ and so consistent with the observed enhanced solution stability of the former (see the SI for details). The formation of $[\text{HPMe}_2\text{Ar}']\text{BAR}_F$ and $[(\eta^5\text{-C}_5\text{Me}_5)\text{IrCl}_2]_2$ from 2^+ and HCl seems to be the driving force of the reaction in both systems.

The addition of a slight excess of NEt_3 to solutions of $2(\text{Dipp})^+$ highlighted the remarkable chemical and structural changes that occur en route to $3(\text{Dipp})^+$. The latter formed quantitatively by ^1H NMR after stirring at room temperature for about 24 h. However, following the reaction by NMR demonstrated the formation of an intermediate, $4(\text{Dipp})^+$, responsible for a $^{31}\text{P}\{^1\text{H}\}$ singlet resonance at -4.4 ppm, clearly distinguishable from those of $2(\text{Dipp})^+$ and $3(\text{Dipp})^+$ at 6.6 and 9.8 ppm, respectively. After careful NMR analysis of reaction temperature and time, we found that intermediate $4(\text{Dipp})^+$ formed as the only observable product when $2(\text{Dipp})^+$ and NEt_3 were allowed to react at -20°C for 2 h (Scheme 4).

Scheme 4. NEt_3 -Assisted Formation of Complex $4(\text{Dipp})^+$ from $2(\text{Dipp})^+$, and Solution and Solid-State Isomerization of $4(\text{Dipp})^+$ to $3(\text{Dipp})^+$



^a BAR_F anions omitted for clarity.

Although $3(\text{Dipp})^+$ and $4(\text{Dipp})^+$ are isomers, the latter exhibits a very different chemical constitution, for it contains a 10-membered metallacyclic unit resulting from deprotonation of the C_5Me_5 ring,⁷ followed by nucleophilic attack^{7a,b} at the *para* carbon atom of the coordinated Dipp ring, which is dearomatized.^{2,6} Unequivocal structural evidence was gained from variable temperature multinuclear NMR and X-ray studies (Figure 2). In solution, two degenerate pseudoallylic structures undergo fast exchange at room temperature, but

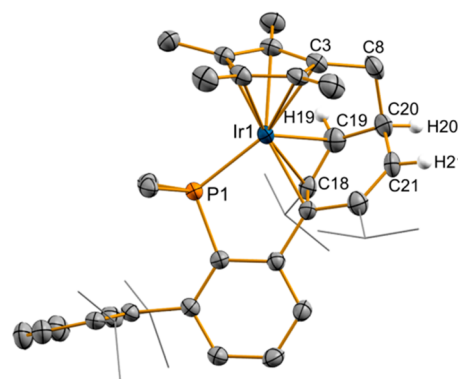


Figure 2. ORTEP of the cation of complex $[4(\text{Dipp})]\text{BAR}_F$. Hydrogen atoms are excluded for clarity, and thermal ellipsoids are set at 50% probability. Gray lines represent Dipp'Pr substituents.

reach the slow-exchange regime at -30°C . At this temperature, the diastereotopic $\text{C}_5\text{Me}_4\text{CH}_2$ protons resonate as doublets of doublets centered at 3.27 and 2.46 ppm, as a consequence of additional coupling to the adjacent *para* CH nucleus. The X-ray structure in Figure 2 reveals that, beyond the η^5 coordination of the $\text{C}_5\text{Me}_4\text{CH}_2$ moiety, the now activated phosphine ligand binds to iridium through the phosphorus atom and three adjacent carbon atoms of the dearomatized ring (Ir–C bond distances of 2.166(4) (to C_{ipso}), 2.178(4) (C_{ortho}), and 2.255(5) Å (C_{meta})), whereas the newly formed C–C bond has a length of 1.560(6) Å.

The isomerization of $4(\text{Dipp})^+$ to $3(\text{Dipp})^+$ required neither base (NEt_3) nor acid (HNEt_3^+) catalysis. Instead, it occurred cleanly in CH_2Cl_2 solution (Scheme 4) following first-order kinetics ($t_{1/2} \approx 6$ h; see the SI for details). It was, however, most notable to find that the $4(\text{Dipp})^+$ to $3(\text{Dipp})^+$ isomerization occurred also easily in the solid state (2 days, 30°C).^{21,22} Periodical sampling and NMR monitoring disclosed no observable intermediates.

The conversion of $2(\text{Dipp})^+$ into $3(\text{Dipp})^+$ through $4(\text{Dipp})^+$ was also studied computationally (Figure 3). Amine-mediated C_5Me_5 deprotonation (17.4 kcal/mol, TS_{2-A}) led to the formation of a neutral, Ir(I) fulvene complex (12.0 kcal/mol, A). The thus generated triethylammonium cation then facilitates chloride release (20.2 kcal/mol, TS_{A-B}) to yield intermediate B (1.0 kcal/mol). B is a cationic fulvene complex for which metal unsaturation is compensated by means of a π -arene interaction with one of the flanking aryl rings of the phosphine, and presents an appropriate geometry to undergo C–C bond formation via TS_{B-4} at 17.7 kcal/mol. We propose this ring dearomatization step proceeds with concomitant metal reoxidation to give Ir(III) complex $4(\text{Dipp})^+$ at -2.1 kcal/mol. Isomerization of $4(\text{Dipp})^+$ to $3(\text{Dipp})^+$ involves the reversible formation of Ir(I) complex B via TS_{B-4} . Attack of the fulvene moiety in B at the C–H of an isopropyl group of the proximate aryl ring (19.4 kcal/mol, TS_{B-C}) reoxidizes the metal center to Ir(III) and gives the η^1 -allyl complex C (see the SI) at 7.6 kcal/mol. Isomerization to the corresponding η^3 -allyl occurs via TS_{C-3} (18.9 kcal/mol) and yields $3(\text{Dipp})^+$ at -11.5 kcal/mol. It is striking that both the classically innocent ligands (C_5Me_5 and PR_3) play a fundamental role in these transformations (C–H activation and reversible C–C bond formation), whereas the metal center participates by means of the Ir(I)–Ir(III) redox cycle (see the SI for details).

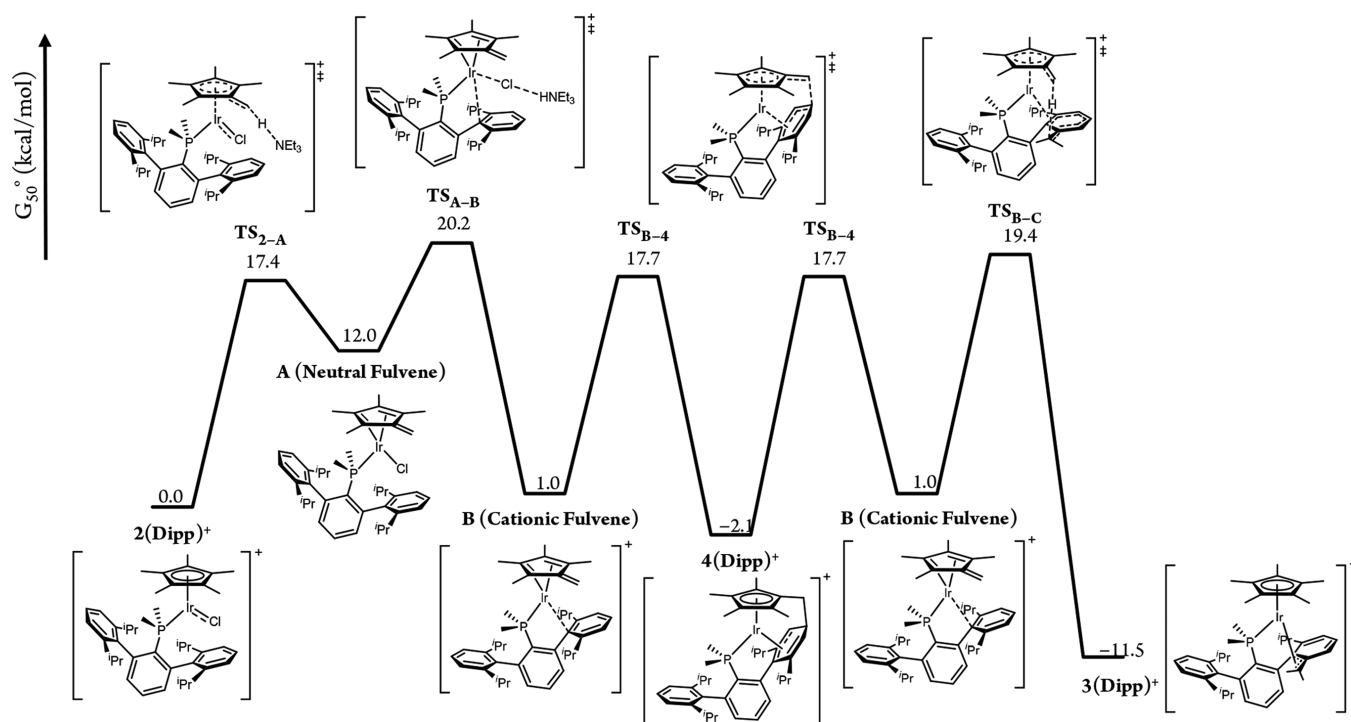


Figure 3. ΔG_{30}° profile for the conversion of $2(\text{Dipp})^+$ into $3(\text{Dipp})^+$ through $4(\text{Dipp})^+$.

In conclusion, chloride abstraction from complexes $2(\text{PMe}_2\text{Ar}')^+$ ($\text{Ar}' = \text{Ar}^{\text{Xyl}_2}, \text{Ar}^{\text{Dipp}_2}$) fosters electrophilic, remote C–H bond activation at dicationic intermediates $[(\eta^5\text{-C}_5\text{Me}_5)\text{Ir}(\text{PMe}_2\text{Ar}')^+]^{2+}$, to give the pseudoallyl products $3(\text{PMe}_2\text{Ar}')^+$ shown in Scheme 2. In the presence of NEt_3 , complex $2(\text{Dipp})^+$ converts into the same C–H activation product $3(\text{Dipp})^+$, though through an unforeseen intermediate, $4(\text{Dipp})^+$. The latter participates in a complex reaction path involving a non-innocent C_5Me_5 ligand that undergoes reversible C–H and C–C bond formation and cleavage at one of the methyl termini. The $4(\text{Dipp})^+$ -to- $3(\text{Dipp})^+$ conversion occurs both in solution and in the solid state. The latter observation represents, we believe, a valuable contribution to the field of solid state organometallic chemistry, which, despite its importance as a bridge between molecular and solid-state chemistry, and hence between homogeneous and heterogeneous catalysis, is still underdeveloped.^{21a}

■ ASSOCIATED CONTENT

Supporting Information

The Supporting Information is available free of charge on the ACS Publications website at DOI: 10.1021/jacs.8b11752.

All optimized geometries along with their SCF energies (electrophilic) (XYZ)

All optimized geometries along with their SCF energies (base promoted) (XYZ)

Crystallographic data for $2(\text{Xyl})^+$ (CIF)

Crystallographic data for $3(\text{Dipp})^+$ (CIF)

Crystallographic data for $4(\text{Dipp})^+$ (CIF)

Experimental procedures, NMR spectra, full computational details and results and kinetic experiments (PDF)

■ AUTHOR INFORMATION

Corresponding Authors

*s.a.macgregor@hw.ac.uk

*guzman@us.es

ORCID

Juan J. Moreno: 0000-0003-1809-6170

Jesús Campos: 0000-0002-5155-1262

Joaquín López-Serrano: 0000-0003-3999-0155

Stuart A. Macgregor: 0000-0003-3454-6776

Notes

The authors declare no competing financial interest.

■ ACKNOWLEDGMENTS

This work has been supported by the Spanish Ministry of Economy and Competitiveness (Project CTQ2016-75193-P [AEI/FEDER, UE]) and the European Research Council (ERC Starting Grant, CoopCat, Project 756575). J.J.M. thanks the Universidad de Sevilla for a research grant and Heriot-Watt University for hosting an exchange visit. The use of computational facilities at the Supercomputing Center of Galicia (CESGA) and support of the publication fee by the CSIC Open Access Publication Support Initiative through its Unit of Information Resources for Research (URICI) are acknowledged. This paper is dedicated to Professor Pablo Espinet in honor of his distinguished career and contributions to organometallic chemistry.

■ REFERENCES

- (1) Crabtree, R. H. NHC ligands versus cyclopentadienyls and phosphines as spectator ligands in organometallic catalysis. *J. Organomet. Chem.* **2005**, *690*, 5451.
- (2) (a) Maimone, T. J.; Milner, P. J.; Kinzel, T.; Zhang, Y.; Takase, M. K.; Buchwald, S. L. Evidence for in Situ Catalyst Modification during the Pd-Catalyzed Conversion of Aryl Triflates to Aryl Fluorides. *J. Am. Chem. Soc.* **2011**, *133*, 18106. (b) Milner, P. J.; Maimone, T. J.; Su, M.; Chen, J.; Müller, P.; Buchwald, S. L. Investigating the Dearomative Rearrangement of Biaryl Phosphine-Ligated Pd(II) Complexes. *J. Am. Chem. Soc.* **2012**, *134*, 19922. (c) Sather, A. C.; Lee, H. G.; De La Rosa, V. Y.; Yang, Y.; Müller, P.;

Buchwald, S. L. A Fluorinated Ligand Enables Room-Temperature and Regioselective Pd-Catalyzed Fluorination of Aryl Triflates and Bromides. *J. Am. Chem. Soc.* **2015**, *137*, 13433. (d) Sather, A. C.; Buchwald, S. L. The Evolution of Pd0/PdII-Catalyzed Aromatic Fluorination. *Acc. Chem. Res.* **2016**, *49*, 2146.

(3) Crabtree, R. H. Deactivation in Homogeneous Transition Metal Catalysis: Causes, Avoidance, and Cure. *Chem. Rev.* **2015**, *115*, 127.

(4) (a) Zhang, S.; Chu, X.; Li, T.; Wang, Z.; Zhu, B. Synthesis, Structures, and Reactivity of Single and Double Cyclometalated Complexes Formed by Reactions of $[\text{Cp}^*\text{MCl}_2]_2$ (M = Ir and Rh) with Dinaphthyl Phosphines. *ACS Omega* **2018**, *3*, 4522. (b) Guenther, J.; Mallet-Ladeira, S.; Estevez, L.; Miqueu, K.; Amgoune, A.; Bourissou, D. Activation of Aryl Halides at Gold(I): Practical Synthesis of (P,C) Cyclometalated Gold(III) Complexes. *J. Am. Chem. Soc.* **2014**, *136*, 1778. (c) Kiener, C. A.; Shu, C.; Incarvito, C.; Hartwig, J. F. Identification of an Activated Catalyst in the Iridium-Catalyzed Allylic Amination and Etherification. Increased Rates, Scope, and Selectivity. *J. Am. Chem. Soc.* **2003**, *125*, 14272.

(5) (a) Montag, M.; Leitus, G.; Shimon, L. J. W.; Ben-David, Y.; Milstein, D. Solvent-Dependent Interconversions between RhI, RhII, and RhIII Complexes of an Aryl-Monophosphine Ligand. *Chem. - Eur. J.* **2007**, *13*, 9043. (b) Millard, M. D.; Moore, C. E.; Rheingold, A. L.; Figueroa, J. S. Four-Coordinate Iridium(I) Monohydrides: Reversible Dinitrogen Binding, Bond Activations, and Deprotonations. *J. Am. Chem. Soc.* **2010**, *132*, 8921. (c) Han, Y.-F.; Jin, G.-X. Cyclometalated $[\text{Cp}^*\text{M}(\text{C}\ddot{\text{X}})]$ (M = Ir, Rh; X = N, C, O, P) complexes. *Chem. Soc. Rev.* **2014**, *43*, 2799.

(6) (a) Nielsen, D. K.; Doyle, A. G. Nickel-Catalyzed Cross-Coupling of Styrenyl Epoxides with Boronic Acids. *Angew. Chem., Int. Ed.* **2011**, *50*, 6056. (b) Allgeier, A. M.; Shaw, B. J.; Hwang, T. L.; Milne, J. E.; Tedrow, J. S.; Wilde, C. N. Characterization of Two Stable Degradants of Palladium tBuXPhos Catalyst and a Unique Dearomatization Reaction. *Organometallics* **2012**, *31*, 519.

(7) (a) Fan, L.; Wei, C.; Aigbirhio, F. I.; Turner, M. L.; Gusev, O. V.; Morozova, L. N.; Knowles, D. R. T.; Maitlis, P. M. Ring-Methyl Activation in Pentamethylcyclopentadienyl Complexes. 5.1 Syntheses and Structures of Tetramethylfulvene Complexes of Ruthenium(II). *Organometallics* **1996**, *15*, 98. (b) Caldwell, H.; Pregosin, P. S. Intramolecular Allylation of a Ru-Cp* Methyl Group. *Organometallics* **2008**, *27*, 1591. (c) Bernechea, M.; Berenguer, J. R.; Lalinde, E.; Torroba, J. Facile Single or Double C-H Bond Activation on a Cp* Ligand Promoted by the Presence of Alkynylphosphine Ligands. *Organometallics* **2009**, *28*, 312. (d) Rais, D.; Bergman, R. G. Synthesis and Reactivity of the Monomeric Late-Transition-Metal Parent Amido Complex $[\text{Ir}(\text{Cp}^*)(\text{PMe}_3)(\text{Ph})(\text{NH}_2)]$. *Chem. - Eur. J.* **2004**, *10*, 3970. (e) Glueck, D. S.; Bergman, R. G. Deprotonation of a Cp* Methyl Group by an Iridium Anilide: Formation, Structure, and Solution Dynamics of an η^4 -Tetramethylfulvene Complex. *Organometallics* **1990**, *9*, 2862. (f) Thomas, H. P.; Marr, A. C.; Morgan, P. J.; Saunders, G. C. Tethering of Pentamethylcyclopentadienyl and N-Heterocycle Stabilized Carbene Ligands by Intramolecular 1,4-Addition to a Polyfluorophenyl Substituent. *Organometallics* **2018**, *37*, 1339.

(8) Meredith, J. M.; Goldberg, K. I.; Kaminsky, W.; Heinekey, D. M. η^6 -Tetramethylfulvene and μ - $\eta^3\eta^3$ -Benzene Complexes of Iridium. *Organometallics* **2012**, *31*, 8459.

(9) (a) Paneque, M.; Maitlis, P. M. Loss of Pentamethylcyclopentadiene from Pentamethylcyclopentadienylrhodium Hydride Complexes. *J. Chem. Soc., Chem. Commun.* **1989**, 105. (b) Jones, W. D.; Kuykendall, V. L.; Selmeczy, A. D. Ring Migration Reactions of $(\text{C}_5\text{Me}_5)\text{Rh}(\text{PMe}_3)_2$. Evidence for η^3 Slippage and Metal-to-Ring Hydride Migration. *Organometallics* **1991**, *10*, 1577.

(10) (a) Quintana, L. M. A.; Johnson, S. I.; Corona, S. L.; Villatoro, W.; Goddard, W. A.; Takase, M. K.; VanderVelde, D. G.; Winkler, J. R.; Gray, H. B.; Blakemore, J. D. Proton-hydride tautomerism in hydrogen evolution catalysis. *Proc. Natl. Acad. Sci. U. S. A.* **2016**, *113*, 6409. (b) Pitman, C. L.; Finster, O. N. L.; Miller, A. J. M. Cyclopentadiene-mediated hydride transfer from rhodium complexes. *Chem. Commun.* **2016**, *52*, 9105. (c) Zamorano, A.; Rendón, N.;

Valpuesta, J. E. V.; Álvarez, E.; Carmona, E. Synthesis and Reactivity toward H_2 of $(\eta^5\text{-C}_5\text{Me}_5)\text{Rh}(\text{III})$ Complexes with Bulky Aminopyridinate Ligands. *Inorg. Chem.* **2015**, *54*, 6573.

(11) (a) Labinger, J. A.; Bercaw, J. E. Understanding and exploiting C-H bond activation. *Nature* **2002**, *417*, 507. (b) Balcells, D.; Clot, E.; Eisenstein, O. C-H Bond Activation in Transition Metal Species from a Computational Perspective. *Chem. Rev.* **2010**, *110*, 749. (c) Klei, S. R.; Tilley, T. D.; Bergman, R. G. The Mechanism of Silicon-Hydrogen and Carbon-Hydrogen Bond Activation by Iridium(III): Production of a Silylene Complex and the First Direct Observation of Ir(III)/Ir(V) C-H Bond Oxidative Addition and Reductive Elimination. *J. Am. Chem. Soc.* **2000**, *122*, 1816. (d) Taw, F. L.; Mellows, H.; White, P. S.; Hollander, F. J.; Bergman, R. G.; Brookhart, M.; Heinekey, D. M. Synthesis and Investigation of $[\text{Cp}^*(\text{PMe}_3)\text{Rh}(\text{H})(\text{H}_2)]^+$ and Its Partially Deuterated and Tritiated Isotopomers: Evidence for a Hydride/Dihydrogen Structure. *J. Am. Chem. Soc.* **2002**, *124*, 5100. (e) Carlsen, R.; Wohlgemuth, N.; Carlson, L.; Ess, D. H. Dynamical Mechanism May Avoid High-Oxidation State Ir(V)-H Intermediate and Coordination Complex in Alkane and Arene C-H Activation by Cationic Ir(III) Phosphine. *J. Am. Chem. Soc.* **2018**, *140*, 11039.

(12) Davies, D. L.; Donald, S. M. A.; Al-Duaj, O.; Macgregor, S. A.; Pölleth, M. Electrophilic C-H Activation at $\{\text{Cp}^*\text{Ir}\}$: Ancillary-Ligand Control of the Mechanism of C-H Activation. *J. Am. Chem. Soc.* **2006**, *128*, 4210.

(13) Ortega-Moreno, L.; Fernández-Espada, M.; Moreno, J. J.; Navarro-Gilbert, C.; Campos, J.; Conejero, S.; López-Serrano, J.; Maya, C.; Peloso, R.; Carmona, E. Synthesis, properties, and some rhodium, iridium, and platinum complexes of a series of bulky *meta*-terphenylphosphine ligands. *Polyhedron* **2016**, *116*, 170.

(14) (a) Johnson, T. J.; Folting, K.; Streib, W. E.; Martin, J. D.; Huffman, J. C.; Jackson, S. A.; Eisenstein, O.; Caulton, K. G. π -Stabilized, yet Reactive, Half-Sandwich $\text{Cp}^*\text{Ru}(\text{PR}_3)\text{X}$ Compounds: Synthesis, Structure, and Bonding. *Inorg. Chem.* **1995**, *34*, 488. (b) Heyn, R. H.; Macgregor, S. A.; Nadasdi, T. T.; Ogasawara, M.; Eisenstein, O.; Caulton, K. G. Is π -donation the only way? Unprecedented unsaturated Ru(II) species devoid of π -donor ligands. *Inorg. Chim. Acta* **1997**, *259*, 5.

(15) (a) Blacker, A. J.; Clot, E.; Duckett, S. B.; Eisenstein, O.; Grace, J.; Nova, A.; Perutz, R. N.; Taylor, D. J.; Whitwood, A. C. Synthesis and structure of "16-electron" rhodium(III) catalysts for transfer hydrogenation of a cyclic imine: mechanistic implications. *Chem. Commun.* **2009**, 6801. (b) Nova, A.; Taylor, D. J.; Blacker, A. J.; Duckett, S. B.; Perutz, R. N.; Eisenstein, O. Computational Studies Explain the Importance of Two Different Substituents on the Chelating Bis(amido) Ligand for Transfer Hydrogenation by Bifunctional $\text{Cp}^*\text{Rh}(\text{III})$ Catalysts. *Organometallics* **2014**, *33*, 3433. (c) Ishiwata, K.; Kuwata, S.; Ikariya, T. Hydrogen- and Oxygen-Driven Interconversion between Imido-Bridged Dirhodium(III) and Amido-Bridged Dirhodium(II) Complexes. *J. Am. Chem. Soc.* **2009**, *131*, 5001. (d) Heiden, Z. M.; Rauchfuss, T. B. Homogeneous Catalytic Reduction of Dioxxygen Using Transfer Hydrogenation Catalysts. *J. Am. Chem. Soc.* **2007**, *129*, 14303.

(16) Zamorano, A.; Rendón, N.; López-Serrano, J.; Valpuesta, J. E. V.; Alvarez, E.; Carmona, E. Dihydrogen Catalysis of the Reversible Formation and Cleavage of C-H and N-H Bonds of Aminopyridinate Ligands Bound to $(\eta^5\text{-C}_5\text{Me}_5)\text{IrIII}$. *Chem. - Eur. J.* **2015**, *21*, 2576.

(17) Campion, B. K.; Heyn, R. H.; Tilley, T. D. Preparation and Reactivity of 16-Electron 'Half-Sandwich' Ruthenium Complexes; X-Ray Crystal Structure of $(\eta^5\text{-C}_5\text{Me}_5)\text{Ru}(\text{PPR}_3)\text{Cl}$. *J. Chem. Soc., Chem. Commun.* **1988**, 278.

(18) Ogo, S.; Makihara, N.; Watanabe, Y. pH-Dependent Transfer Hydrogenation of Water-Soluble Carbonyl Compounds with $[\text{Cp}^*\text{IrIII}(\text{H}_2\text{O})_3]^{2+}$ ($\text{Cp}^* = \eta^5\text{-C}_5\text{Me}_5$) as a Catalyst Precursor and HCOONa as a Hydrogen Donor in Water. *Organometallics* **1999**, *18*, 5470.

(19) Calculations were performed with the Gaussian 09 program employing the hybrid functional PBE0. Geometry optimizations were

carried out without geometry constraints and included solvent (dichloromethane) and dispersion effects (Grimme's D3 parameter set). 50%-corrected free energy variations (ΔG_{50}°) were employed to account for translational entropy overestimation.

(20) We also considered alternative C–H activation processes involving $16e^- 2(\text{Xyl})^+$, but these proved to be not competitive (see SI).

(21) (a) Pike, S. D.; Weller, A. S. Organometallic synthesis, reactivity and catalysis in the solid state using well-defined single-site species. *Philos. Trans. R. Soc., A* **2015**, *373*, 20140187. (b) Pike, S. D.; Chadwick, F. M.; Rees, N. H.; Scott, M. P.; Weller, A. S.; Krämer, T.; Macgregor, S. A. Solid-State Synthesis and Characterization of σ -Alkane Complexes, $[\text{Rh}(\text{L}_2)(\eta^2, \eta^2\text{-C}_7\text{H}_{12})][\text{BAR}_4^{\text{F}}]$ (L_2 = Bidentate Chelating Phosphine). *J. Am. Chem. Soc.* **2015**, *137*, 820. (c) Pike, S. D.; Thompson, A. L.; Algarra, A. G.; Apperley, D. C.; Macgregor, S. A.; Weller, A. S. Synthesis and Characterization of a Rhodium(I) σ -Alkane Complex in the Solid State. *Science* **2012**, *337*, 1648. (d) Chaplin, A. B.; Green, J. C.; Weller, A. S. C–C Activation in the Solid State in an Organometallic σ -Complex. *J. Am. Chem. Soc.* **2011**, *133*, 13162.

(22) (a) Huang, Z.; White, P. S.; Brookhart, M. Ligand exchanges and selective catalytic hydrogenation in molecular single crystals. *Nature* **2010**, *465*, 598. (b) Bianchini, C.; Farnetti, E.; Graziani, M.; Kaspar, J.; Vizza, F. Molecular Solid-State Organometallic Chemistry of Tripodal (Polyphosphine)metal Complexes. Catalytic Hydrogenation of Ethylene at Iridium. *J. Am. Chem. Soc.* **1993**, *115*, 1753.