





SHORT COMMUNICATION

COVID-19 in hospitalized HIV-positive and HIV-negative patients: A matched study

Cristina Díez^{1,2} | Jorge Del Romero-Raposo³ | Rafael Mican^{4,5} | Juan C. López^{1,2} | José R. Blanco⁶  | Sonia Calzado⁷ | Gloria Samperiz⁸  | Joaquín Portilla⁹ | Lucio J. García-Fraile¹⁰ | Félix Gutiérrez¹¹ | Juan L. Gómez-Sirvent¹² | Inés Suárez-García^{13,14}  | Concha Amador¹⁵ | María Novella¹⁶ | Jose R. Arribas^{4,5} | Santiago Moreno^{17,18,19} | Juan González-García^{4,5} | Inmaculada Jarrín³ | Juan Berenguer^{1,2}  | for CoRIS*

¹Unidad de Enfermedades Infecciosas/VIH, Hospital General Universitario Gregorio Marañón, Madrid, Spain

²Instituto de Investigación Sanitaria Gregorio Marañón (IiSGM, Madrid, Spain

³Centro Nacional de Epidemiología, Instituto de Salud Carlos III, Madrid, Spain

⁴Unidad de VIH, Servicio de Medicina Interna, Hospital Universitario La Paz, Madrid, Spain

⁵Instituto de Investigación Hospital Universitario La Paz (IdiPAZ, Madrid, Spain

⁶Servicio de Medicina Interna, Hospital Universitario San Pedro – CIBIR de Logroño, Logroño, Spain

⁷Unidad de Enfermedades Infecciosas, Hospital Universitario Parc Tauli, Sabadell, Spain

⁸Unidad de Enfermedades Infecciosas, Hospital Universitario Miguel Servet, Zaragoza, Spain

⁹Unidad de Enfermedades Infecciosas, Hospital General Universitario de Alicante, Alicante, Spain

¹⁰Sección de Enfermedades Infecciosas, Hospital Universitario La Princesa, Madrid, Spain

¹¹Unidad de Enfermedades Infecciosas, Hospital General Universitario de Elche, Elche, Spain

¹²Sección de Infecciones, Hospital Universitario de Canarias, Tenerife, Spain

¹³Grupo de Enfermedades Infecciosas, Departamento de Medicina Interna, Hospital Universitario Infanta Sofía, Madrid, Spain

¹⁴Facultad de Medicina, Universidad Europea de Madrid, Madrid, Spain

¹⁵Unidad de Enfermedades Infecciosas, Hospital de la Marina Baixa, Alicante, Spain

¹⁶Unidad de Enfermedades Infecciosas, Hospital Universitario Príncipe de Asturias, Alcalá de Henares, Spain

¹⁷Servicio de Enfermedades Infecciosas, Hospital Universitario Ramón y Cajal, Madrid, Spain

¹⁸Facultad de Medicina, Universidad de Alcalá, Madrid, Spain

¹⁹Instituto Ramón y Cajal de Investigación Sanitaria (irycis, Madrid, Spain

Funding information

Instituto de Salud Carlos III

Abstract

Objectives: We compared the characteristics and clinical outcomes of hospitalized individuals with COVID-19 with [people with HIV (PWH)] and without (non-PWH) HIV co-infection in Spain during the first wave of the pandemic.

*Members of the the Spanish HIV Research Network Cohort (CoRIS) are given in the Appendix.

This is an open access article under the terms of the Creative Commons Attribution-NonCommercial License, which permits use, distribution and reproduction in any medium, provided the original work is properly cited and is not used for commercial purposes.

© 2021 The Authors. *HIV Medicine* published by John Wiley & Sons Ltd on behalf of British HIV Association

Methods: This was a retrospective matched cohort study. People with HIV were identified by reviewing clinical records and laboratory registries of 10 922 patients in active-follow-up within the Spanish HIV Research Network (CoRIS) up to 30 June 2020. Each hospitalized PWH was matched with five non-PWH of the same age and sex randomly selected from COVID-19@Spain, a multicentre cohort of 4035 patients hospitalized with confirmed COVID-19. The main outcome was all-cause in-hospital mortality.

Results: Forty-five PWH with PCR-confirmed COVID-19 were identified in CoRIS, 21 of whom were hospitalized. A total of 105 age/sex-matched controls were selected from the COVID-19@Spain cohort. The median age in both groups was 53 (Q1–Q3, 46–56) years, and 90.5% were men. In PWH, 19.1% were injecting drug users, 95.2% were on antiretroviral therapy, 94.4% had HIV-RNA < 50 copies/mL, and the median (Q1–Q3) CD4 count was 595 (349–798) cells/ μ L. No statistically significant differences were found between PWH and non-PWH in number of comorbidities, presenting signs and symptoms, laboratory parameters, radiology findings and severity scores on admission. Corticosteroids were administered to 33.3% and 27.4% of PWH and non-PWH, respectively ($P = 0.580$). Deaths during admission were documented in two (9.5%) PWH and 12 (11.4%) non-PWH ($P = 0.800$).

Conclusions: Our findings suggest that well-controlled HIV infection does not modify the clinical presentation or worsen clinical outcomes of COVID-19 hospitalization.

KEY WORDS

Coronavirus, COVID-19, HIV, SARS-CoV-2

INTRODUCTION

Since the beginning of the COVID-19 pandemic, HIV has been uncommonly listed as an underlying condition in case series of hospitalized patients with COVID-19 [1, 2]. This is likely because of the much lower prevalence of HIV among the general population than that of other prevailing diseases and because the number of older individuals is much lower among people with HIV (PWH) than among the HIV-uninfected population (non-PWH). Notwithstanding this, whether HIV increases the risk of acquiring SARS-CoV-2 or the severity or mortality of COVID-19 has stirred substantial research. Many studies have analysed the characteristics and outcomes of COVID-19 in PWH, but to the best of our knowledge, only in eight of these has some comparison been made between PWH and people without HIV (non-PWH) [3–10]. In four of these studies, worse outcomes in PWH vs. non-PWH have been reported [3,7,9,10].

We assessed the frequency of COVID-19 within a large prospective cohort of PWH in Spain during the first wave of the pandemic and compared the characteristics and clinical outcomes of hospitalized PWH with COVID-19 with an age/sex-matched control group of non-PWH.

METHODS

We performed a retrospective study of individuals with reverse transcription polymerase chain reaction (PCR)-confirmed COVID-19 among PWH in active follow-up within the Spanish HIV Research Network Cohort (CoRIS) up to 30 June 2020. CoRIS is a prospective cohort of PWH aged > 13 years, naïve to antiretroviral therapy (ART) at study entry, seen for the first time from 1 January 2004, in 46 participating centres from 13 of 17 regions in Spain. The CoRIS database collects demographic and clinical data, HIV transmission category, ART history, previous opportunistic diseases, specific non-AIDS diseases, and serological and immunovirological data. Internal quality controls are done annually [11].

PWH with confirmed COVID-19 in CoRIS were identified by reviewing clinical records and laboratory registries. The data source for demographics, HIV-related characteristics and comorbidities in this study was the CoRIS database. COVID-19-related clinical data were collected from the electronic medical records using an electronic case report form.

Each hospitalized PWH with COVID-19 was matched with five hospitalized non-PWH with COVID-19 of the same age and sex randomly selected from COVID-19@Spain, a multicentre cohort of 4035 patients hospitalized with

TABLE 1 Demographics and comorbidity data of 45 people with HIV (PWH) with COVID-19 stratified according to hospitalization

Characteristic	Non-hospitalized (N = 24)	Hospitalized (N = 21)	P	Total (N = 45)
Sex [<i>n/N</i> (%)]				
Male	20/24 (83.3)	19/21 (90.5)	0.482	39/45 (86.7)
Female	4/24 (16.7)	2/21 (9.5)		6/45 (13.3)
Age (years)				
Median (Q1–Q3)	38 (34–48)	53 (46–56)	0.001	46 (37–56)
Distribution [<i>n</i> /no. with data (%)]				
0–20 years	0/23 (0)	0/21 (0)	0.007	0/44 (0)
21–30 years	5/23 (21.7)	0/21 (0)		5/44 (11.4)
31–40 years	9/23 (39.1)	1/21 (4.8)		10/44 (22.7)
41–50 years	4/23 (17.4)	8/21 (38.1)		12/44 (27.3)
51–60 years	4/23 (17.4)	8/21 (38.1)		12/44 (27.3)
61–70 years	1/23 (4.3)	3/21 (14.3)		4/44 (9.1)
71–80 years	0/23 (0)	1/21 (4.8)		1/44 (2.3)
≥ 81 years	0/23 (0)	0/21 (0)		0 (0)
Country of birth [<i>n</i> /no. with data (%)]				
Spain	18/24 (75.0)	12/21 (57.1)	0.205	30/45 (66.7)
Other	6/24 (25.0)	9/21 (42.9)		15/45 (33.3)
Transmission category [<i>n</i> /no. with data (%)]				
Homo/bisexual intercourse	16/24 (66.7)	7/21 (33.3)	0.051	23/45 (51.1)
Heterosexual intercourse	7/24 (29.2)	8/21 (38.1)		15/45 (33.3)
Injecting drug use	0/24 (0)	4/21 (19.1)		4/45 (8.9)
Other/unknown	1/24 (4.2)	2/21 (9.5)		3/45 (6.7)
Antiretroviral therapy [<i>n</i> /no. with data (%)]	24/24 (100.0)	20/21 (95.2)	0.280	44/45 (97.8)
Last median CD4 count (Q1–Q3) (cells/ μ L)	434 (418–870)	495 (349–798)	0.958	481 (418–823)
HIV-RNA <50 copies/mL [<i>n</i> /no. with data (%)]	16/17 (94.1)	17/18 (94.4)	0.967	33/35 (94.3)
Comorbid conditions [<i>n</i> /no. with data (%)]				
Hypertension	2/24 (8.3)	9/21 (42.9)	0.007	11/45 (24.4)
Coronary heart disease	0/24 (0)	2/21 (9.5)	0.122	2/45 (4.4)
Prior heart failure	0/24 (0)	2/21 (9.5)	0.122	2/45 (4.4)
Cerebrovascular disease	0/24 (0)	0/21 (0)	—	0/45 (0)
Diabetes	2/24 (8.3)	4/21 (19.0)	0.292	6/45 (13.3)
Chronic lung disease (not asthma)	0/24 (0)	4/21 (19.0)	0.025	4/45 (8.9)
Obesity (BMI \geq 30 kg/m ²)	0/24 (0)	1/18 (5.6)	0.243	1/42 (2.4)
Epilepsy	0/24 (0)	0/21 (0)	—	0/45 (0)
Other chronic neurological disorder	1/24 (4.2)	0/21 (0)	0.344	1/45 (2.2)
Asthma	3/24 (12.5)	0/21 (0)	0.094	3/45 (6.7)
Solid cancer (active)	0/24 (0)	1/21 (4.8)	0.280	1/45 (2.2)
Haematological cancer (active)	0/24 (0)	0/21 (0)	—	0/45 (0)
Chronic kidney disease (GFR < 60)	1/24 (4.2)	3/21 (14.3)	0.234	4/45 (8.9)
Liver cirrhosis	0/24 (0)	0/21 (0)	—	0/45 (0)
Inflammatory disease	0/24 (0)	0/21 (0)	—	0/45 (0)
Dementia	0/23 (0)	0/21 (0)	—	0/44 (0)

(Continues)

TABLE 1 (Continued)

Characteristic	Non-hospitalized (N = 24)	Hospitalized (N = 21)	P	Total (N = 45)
Concomitant medication [n/no. with data (%)]				
ACE inhibitors	2/24 (8.3)	4/21 (19.0)	0.292	6/45 (13.3)
ARBs	1/24 (4.2)	2/21 (9.5)	0.472	3/45 (6.7)
Corticosteroids systemic	0/24 (0)	1/21 (4.8)	0.280	1/45 (2.2)
Statins	3/24 (12.5)	5/21 (23.8)	0.322	8/45 (17.8)
Summary of clinical syndromes				
Mild illness	23/24 (95.8)	2/21 (9.5)	<0.001	25/45 (55.6)
Moderate disease (pneumonia)	1/24 (4.2)	6/21 (28.6)	0.024	7/45 (15.6)
Severe disease (severe pneumonia)	0/24 (0)	12/21 (57.1)	<0.001	12/45 (26.7)
Critical disease (ARDS)	0/24 (0)	1/21 (4.8)	0.280	1/45 (2.2)
Death	0/24 (0)	2/21 (9.5)	0.122	2/45 (4.4)

Abbreviations: ACE, angiotensin-converting enzyme; ARBs, angiotensin receptor blockers; ARDS, acute respiratory distress syndrome; BMI, body mass index; GFR, glomerular filtration rate; PWH, people with HIV; Q1/Q3, first/third quartile.

PCR-confirmed COVID-19 in Spain [2]. The COVID-19 SEIMC score (predictive of 30-day mortality), based on age, sex, dyspnoea, oxygen saturation, neutrophil-to-lymphocyte ratio and estimated glomerular filtration rate, was calculated retrospectively at admission in all patients [12].

The main outcome was all-cause in-hospital mortality. Descriptive analysis of individuals' characteristics was carried out using frequency tables with percentages for categorical variables and median and quartiles for continuous variables. The study was approved by the Ethics Committee of Hospital General Universitario Gregorio Marañón.

RESULTS

Among 10 922 PWH in active-follow-up within CoRIS during the study period, 45 (0.41%) had a recorded diagnosis of COVID-19, 21 of whom (46.7%) were hospitalized. The demographics and clinical characteristics of the 45 PWH with COVID-19 are shown in Table 1, categorized according to whether they were hospitalized.

In comparison with non-hospitalized PWH, those hospitalized were older (median age 38 vs. 53 years, $P = 0.001$) and more frequently diagnosed with arterial hypertension (8.3% vs. 42.9%, $P = 0.007$) or chronic lung disease, not including asthma (0% vs. 19%, $P = 0.025$). No statistically significant differences were found between both groups in the proportion of individuals on ART, CD4 cell counts or the proportion of those with HIV-RNA load < 50 copies/mL. Among non-hospitalized PWH, 23 had a mild illness and one had moderate disease (pneumonia), whereas among hospitalized PWH, two had a mild illness, six had moderate disease, 12 had severe disease (severe pneumonia), and one had critical disease (acute respiratory distress syndrome).

Two of the 45 PWH with COVID-19, both hospitalized, died.

The clinical characteristics and outcomes of the 21 hospitalized PWH with COVID-19 and the 105 age/sex-matched non-PWH are shown in Table 2. In both groups, the median [quartile 1 (Q1)–quartile 3 (Q3)] age was 53 (46–56) years, and 90.5% were men. In PWH, 19.1% acquired HIV by injecting drug use, 95.2% were on ART, 94.4% had an HIV-RNA < 50 copies/mL, and the median (Q1–Q3) CD4 count was 495 (349–798) cells/ μ L.

A higher proportion of PWH than non-PWH were born abroad (42.9% vs. 20.4%, $P = 0.028$), particularly in Latin American countries. Likewise, a higher proportion of PWH than non-PWH had chronic kidney disease defined as an estimated glomerular filtration rate (eGFR) by the Chronic Kidney Disease Epidemiology Collaboration (CKD-EPI) formula of < 60 mL/min/1.73 m² for 3 months or more, irrespective of cause (14.3% vs. 2.9%, $P = 0.026$). C-reactive protein (CRP) concentrations at baseline were statistically significantly lower in PWH than in non-PWH (median 13 vs. 49 mg/L, respectively, $P < 0.001$). No statistically significant differences were found between PWH and non-PWH in the number of comorbidities, presenting signs and symptoms, chest radiology findings, oxygen saturation at room air, other laboratory parameters and COVID-19 SEIMC score on admission.

During the hospital course, 61.9% of PWH and 78.4% of non-PWH received oxygen therapy, and 9.5% and 23.3%, respectively, underwent mechanical ventilation ($P = 0.158$). No statistically significant differences were found between PWH and non-PWH in the percentage of patients receiving corticosteroids (33.3% vs. 27.4%, $P = 0.586$), tocilizumab (4.8% vs. 16.7%, $P = 0.160$) and remdesivir (0 vs. 2.9%, $P = 0.426$). Death during admission was documented in two (9.5%) PWH and 12 (11.4%) non-PWH ($P = 0.800$).

TABLE 2 Clinical characteristics, treatment and outcome of hospitalized patients with COVID-19

	PWH (N = 21)	Non-PWH (N = 105)	P
Sociodemographic characteristics			
Male sex [n/N (%)]	19/21 (90.5)	95/105 (90.5)	1.00
Age (no. with data)	21	105	
Median (Q1–Q3) (years)	53 (46–56)	53 (46–56)	1.00
Country of birth [n/no. with data (%)]			
Spain	12/21 (57.1)	82/103 (79.6)	0.028
Other	9/21 (42.9)	21/103 (20.4)	
Number of comorbidities [n/no. with data (%)]			
None	8/18 (44.4)	36/91 (39.6)	0.798
1–2	7/18 (38.9)	43/91 (47.3)	
≥ 3	3/18 (16.7)	12/91 (13.2)	
Types of comorbidity [n/no. with data (%)]			
Hypertension	9/21 (42.9)	37/103 (35.9)	0.549
Chronic heart disease	3/21 (14.3)	6/104 (5.8)	0.168
Diabetes	4/21 (19.0)	17/104 (16.3)	0.763
Chronic lung disease (not asthma)	4/21 (19.0)	13/105 (12.4)	0.414
Obesity (BMI ≥ 30 kg/m ²)	1/18 (5.6)	19/94 (20.2)	0.137
Other chronic neurological disorder	0/21 (0)	5/104 (4.8)	0.305
Asthma	0/21 (0)	6/105 (5.7)	0.262
Solid cancer (active)	1/21 (4.8)	2/105 (1.9)	0.433
Haematological cancer (active)	0/21 (0)	2/104 (1.9)	0.522
Chronic kidney disease ^a	3/21 (14.3)	3/104 (2.9)	0.026
Liver cirrhosis	0/21 (0)	3/104 (2.9)	0.431
Inflammatory disease	0/21 (0)	4/105 (3.8)	0.363
Dementia	0/21 (0)	3/105 (2.9)	0.433
Signs and symptoms (>10%) [n/no. with data (%)]			
History of fever	19/21 (90.5)	94/105 (89.5)	0.896
Cough	14/21 (66.7)	80/105 (76.2)	0.360
Malaise	12/21 (57.1)	71/102 (69.6)	0.267
Dyspnoea	14/21 (66.7)	59/103 (57.3)	0.426
Upper respiratory tract symptoms	9/21 (42.9)	30/103 (29.1)	0.217
Myalgia/arthralgia	4/21 (19.0)	27/97 (27.8)	0.407
Diarrhoea	4/21 (19.0)	16/103 (15.5)	0.690
Headache	4/21 (19.0)	13/98 (13.3)	0.492
Vomiting/nausea	3/21 (14.3)	16/99 (16.2)	0.831
Chest pain	2/21 (9.5)	13/98 (13.3)	0.639
Chest radiography [n/no. with data (%)]			
Infiltrates present at baseline	18/20 (90.0)	86/100 (86.0)	0.631
Bilateral opacities	15/18 (83.3)	62/82 (75.6)	0.481
Capillary O₂ saturation at room air (%)			
No. with data	19	89	
Median (Q1–Q3)	95 (89–97)	95 (92–97)	0.647
Laboratory parameters			
Leukocyte count (n with data)	17	103	
Median (Q1–Q3) (cells/μL)	6540 (5590–8120)	6400 (4580–7900)	0.489

(Continues)

TABLE 2 (Continued)

	PWH (N = 21)	Non-PWH (N = 105)	P
Lymphocyte count (<i>n</i> with data)	17	102	
Median (Q1–Q3) (cells/ μ L)	1170 (930–1500)	1100 (820–1450)	0.247
Neutrophil count (<i>n</i> with data)	17	104	
Median (Q1–Q3) (cells/ μ L)	4370 (3780–6730)	4310 (2900–6050)	0.497
Neutrophil-to-lymphocyte ratio [<i>n</i> with data (%)]	17	102	
Median (Q1–Q3)	3.6 (2.2–5.9)	3.7 (2.4–6.6)	0.838
D-Dimer [<i>n</i> with data]	13	45	
Median (Q1–Q3) (ng/mL)	591 (349–1324)	490 (310–880)	0.508
ALT (<i>n</i> with data)	16	93	
Median (Q1–Q3) (U/L)	29 (12–46)	39 (22–58)	0.234
Creatinine (<i>n</i> with data)	17	104	
Median (Q1–Q3) (mg/dL)	0.9 (0.8–1.0)	0.9 (0.8–1.1)	0.932
C-reactive protein (<i>n</i> with data)	17	98	
Median (Q1–Q3) (mg/L)	13 (9–17)	49 (21–116)	<0.001
COVID-19 SEIMC score			
No. with data	15	85	
Median (Q1–Q3)	4 (2–7)	5 (3–7)	0.996
Supportive therapy [<i>n</i> /no. with data (%)]			
Oxygen therapy (nasal, reservoir, mask)	13/21 (61.9)	88/102 (78.4)	0.108
BiPAP, CPAP, HFNO	0/21 (0)	20/102 (19.6)	0.027
Mechanical ventilation	2/21 (9.5)	24/103 (23.3)	0.158
Inotropes/vasopressors	2/21 (9.5)	17/102 (16.7)	0.409
Renal replacement therapy/dialysis	1/21 (4.8)	3/100 (3.0)	0.681
Treatment [<i>n</i> /no. with data (%)]			
Remdesivir	0/21	3/102 (2.9)	0.426
Corticosteroids	7/21 (33.3)	28/102 (27.4)	0.586
Tocilizumab	1/21 (4.8)	17/102 (16.7)	0.160
Outcomes [<i>n</i> /no. with data (%)]			
Death	2/21 (9.5)	12/105 (11.4)	0.800

Abbreviations: ALT, alanine, aminotransferase; BiPAP, bilevel positive airway pressure; BMI, body mass index; CPAP, continuous positive airways pressure; HFNO, high-flow nasal oxygen therapy; non-PWH, people not infected with HIV; PWH, people with HIV; Q1/Q3, first/third quartile; SEIMC, Spanish Society of Infectious Diseases and Clinical Microbiology.

^aDefined as an estimated glomerular filtration rate by the Chronic Kidney Disease Epidemiology Collaboration (CKD-EPI) formula of <60 mL/min/1.73 m² for 3 months or more, irrespective of cause.

DISCUSSION

In this retrospective study nested in a large prospective cohort of PWH in Spain, COVID-19 was reported as confirmed in 0.4% of individuals up to 30 June 2020, 46.7% of whom were hospitalized. Most individuals had well-controlled HIV infection; however, those hospitalized were older and more frequently afflicted with underlying comorbidities than those managed ambulatorily. These findings are similar to those reported in two other sizeable multicentre retrospective studies with PWH in Spain and Italy, where 0.4% and 0.3% of PWH developed COVID-19, and 63.9% and 55.1%, respectively,

were hospitalized [13,14]. A higher frequency of COVID-19 was found in a population-based study in the West Cape region in South Africa, in which the infection was confirmed in 7.4% of PWH [3].

We also compared the characteristics and outcomes of hospitalized PWH with COVID-19 with age/sex-matched non-PWH controls from a cohort of hospitalized individuals with COVID-19 in Spain [2]. Clinical features and severity score on admission were well matched between the groups. However, serum CRP concentrations indicative of systemic inflammation were lower in PWH than in non-PWH. Notwithstanding this, median serum concentrations of CRP in both groups were

below the cut-off values associated with severe disease and fatal outcomes (50 and 75 mg/L, respectively) [15].

It is notable that a higher proportion of PWH than non-PWH were born abroad, particularly in Latin American countries, most likely because these individuals are overrepresented in CoRIS compared with Spain's general population. Other explanations include increased exposure to SARS-CoV-2 due to differences in societal factors or differences in the genetic background that could influence COVID-19 acquisition. In a single-centre case series from the UK, hospitalized PWH with COVID-19 were more likely to be of black ethnicity [4]. However, no differences in race/ethnicity between hospitalized PWH and non-PWH were found in two multicentre case series from the USA [5,6].

We found that mortality for COVID-19 among PWH was 4.4% overall and 9.5% among those hospitalized, a figure not significantly different from the 11.4% seen in the age/sex-matched non-PWH controls. Of note, approximately a third of hospitalized patients with COVID-19 received corticosteroids, and a smaller proportion received tocilizumab or remdesivir, with no statistically significant differences found between PWH and non-PWH. No significant differences in mortality between PWH and non-PWH have been described in four studies from the UK and the USA [4-6,8], including a large retrospective study of the US Veterans Aging Cohort Study that included all veterans with HIV and 1:2 age-, race/ethnicity-, sex- and site-matched uninfected veterans, in which no evidence was found of increased risk of severe COVID-19 outcomes including death by HIV status [8]. Nevertheless, an association between HIV infection and COVID-19 death has been found in South Africa [3] and two extensive studies from the UK [7,9], although one or more confounding factors (socioeconomic status and type of occupation, comorbidities, body mass index, smoking and markers of HIV control) could not be ruled out in these studies. In a recent cohort study of linked HIV diagnosis, COVID-19 laboratory diagnosis and hospitalization databases in New York State, PWH were more likely to receive a diagnosis of, be hospitalized with, and die in-hospital with COVID-19 compared with non-PWH [10]. In this study, COVID-19 hospitalization and mortality remained significantly elevated for PWH after demographic adjustment; but again, the role played by comorbidities, risk behaviours and socioeconomic status could not be determined.

Our study is limited by retrospective design and by the small number of PWH with COVID-19. Our work is also limited by the absence of critical socioeconomic information about housing, employment and level of education. Strengths include having been carried out in a prospective cohort of PWH, a comparison with age- and sex-matched non-PWH controls, and the use of a validated predictive scoring system.

In conclusion, our findings suggest that well-controlled HIV infection does not modify the clinical presentation or worsen clinical outcomes in patients hospitalized with COVID-19.

ACKNOWLEDGMENTS

We acknowledge all members of the Spanish HIV Research Network Cohort (CoRIS) who made this research possible (see Appendix).

CONFLICT OF INTEREST

JCL reports honoraria for advice or public speaking from Gilead, MSD, Janssen and ViiV Healthcare. JRB reports honoraria for advice or public speaking from Abbvie, Gilead, MSD, Janssen and ViiV Healthcare, and grants from Gilead. LJG-F reports honoraria for advice or public speaking from MSD and grants from GILEAD. FG reports honoraria for advice or public speaking from Janssen and ViiV Healthcare. IS-G reports honoraria for advice or public speaking from Gilead, MSD and ViiV Healthcare. JRA reports honoraria for advice or public speaking from Alexa, Gilead, MSD, Janssen, Serono, Teva and ViiV Healthcare, and grants from Alexa, Gilead, Janssen, MSD, Serono, Teva and ViiV Healthcare. SM reports honoraria for advice or public speaking from Gilead, MSD, Janssen and ViiV Healthcare, and grants from Gilead, MSD and ViiV Healthcare. JG-G reports honoraria for advice or public speaking from Gilead, MSD, Janssen and ViiV Healthcare. IJ reports honoraria for advice or public speaking from Gilead and ViiV Healthcare, and grants from MSD. JB reports honoraria for advice or public speaking from Abbvie, Gilead, MSD, Janssen and ViiV Healthcare, and grants from Abbvie, Gilead, MSD and ViiV Healthcare. CD, JDR-R, RM, SC, GS, JP, LJG-F, JLG-S, CA and MN have nothing to disclose.

This work was supported by the Instituto de Salud Carlos III (ISCIII) (grant no. COV20/00108) and the Spanish AIDS Research Network (RD16/0025), which is included in the Spanish I+D+I Plan and is co-funded by ISCIII-Subdirección General de Evaluación and European Funding for Regional Development (FEDER).

AUTHOR CONTRIBUTIONS

JB conceived the study. CD, JRA, SM, JG and IJ made substantial contributions to the conception and design. JDR and IJ analysed the data. RM, JCL, JRB, SC, GS, JP, LJG-F, FG, JLG, IS, CA and MN made substantial contributions to the acquisition of data. JB drafted the manuscript, and all authors revised it critically and approved the final version.

ORCID

José R. Blanco  <https://orcid.org/0000-0002-4268-0150>

Gloria Samperiz  <https://orcid.org/0000-0003-0693-2266>

Inés Suárez-García  <https://orcid.org/0000-0002-7016-716X>

Juan Berenguer  <https://orcid.org/0000-0001-8541-8200>

REFERENCES

1. Docherty AB, Harrison EM, Green CA, et al. Features of 20 133 UK patients in hospital with covid-19 using the ISARIC WHO Clinical Characterisation Protocol: prospective observational cohort study. *BMJ* 2020;369:m1985.
2. Berenguer J, Ryan P, Rodriguez-Bano J, et al. Characteristics and predictors of death among 4035 consecutively hospitalized patients with COVID-19 in Spain. *Clin Microbiol Infect.* 2020;26(11):1525-1536.
3. Boule A, Davies MA, Hussey H, et al. Risk factors for COVID-19 death in a population cohort study from the Western Cape Province, South Africa. *Clin Infect Dis* 2020. Online ahead of print. <https://doi.org/10.1093/cid/ciaa1198>
4. Childs K, Post FA, Norcross C, et al. Hospitalized patients with COVID-19 and human immunodeficiency virus: a case series. *Clin Infect Dis.* 2020;71(8):2021-2022.
5. Karmen-Tuohy S, Carlucci PM, Zervou FN, et al. Outcomes among HIV-positive patients hospitalized with COVID-19. *J Acquir Immune Defic Syndr.* 2020;85 (1):6-10.
6. Sigel K, Swartz T, Golden E, et al. Coronavirus 2019 and people living with human immunodeficiency virus: outcomes for hospitalized patients in New York City. *Clin Infect Dis.* 2020;71(11):2933-2938.
7. Geretti AM, Stockdale AJ, Kelly SH, et al. Outcomes of COVID-19 related hospitalization among people with HIV in the ISARIC WHO Clinical Characterization Protocol (UK): a prospective observational study. *Clin Infect Dis* 2020. Online ahead of print. <https://doi.org/10.1093/cid/ciaa1605>
8. Park LS, Rentsch CT, Sigel K, Rodriguez-Barradas M, Brown ST, Goetz MB, et al. COVID-19 in the largest US HIV cohort 23rd International AIDS Conference. Abstract # LBPEC23; 6-10 July; Virtual meeting. 2020.
9. Bhaskaran K, Rentsch CT, MacKenna B, et al. HIV infection and COVID-19 death: a population-based cohort analysis of UK primary care data and linked national death registrations within the OpenSAFELY platform. *Lancet HIV.* 2021;8(1):e24-e32.
10. Tesoriero JM, Swain CE, Pierce JL, et al. COVID-19 outcomes among persons living with or without diagnosed HIV infection in New York State. *JAMA Netw Open.* 2021;4(2):e2037069.
11. Sobrino-Vegas P, Gutierrez F, Berenguer J, et al. The Cohort of the Spanish HIV Research Network (CoRIS) and its associated biobank; organizational issues, main findings and losses to follow-up. *Enferm Infecc Microbiol Clin.* 2011;29(9):645-653.
12. Berenguer J, Borobia AM, Ryan P, et al. Development and validation of a prediction model for 30-day mortality in hospitalised patients with COVID-19: the COVID-19 SEIMC score. *Thorax* 2021. Online ahead of print. <https://doi.org/10.1136/thoraxjnl-2020-216001>
13. Del Amo J, Polo R, Moreno S, et al. Incidence and Severity of COVID-19 in HIV-positive persons receiving antiretroviral therapy : a cohort study. *Ann Intern Med.* 2020;173(7):536-541.
14. Di Biagio A, Ricci E, Calza L, et al. Factors associated with hospital admission for COVID-19 in HIV patients. *AIDS* 2020; 34(13):1983-1985.
15. Recovery Collaborative Group. Tocilizumab in patients admitted to hospital with COVID-19 (RECOVERY): a randomised, controlled, open-label, platform trial. *Lancet* 2021; 397(10285):1637-1645.

How to cite this article: Díez C, Del Romero-Raposo J, Mican R, et al; for CoRIS. COVID-19 in hospitalized HIV-positive and HIV-negative patients: A matched study. *HIV Med.* 2021;22:867–876. <https://doi.org/10.1111/hiv.13145>

APPENDIX

Members of the the Spanish HIV Research Network Cohort (CoRIS)

Executive committee: Santiago Moreno, Inma Jarrín, David Dalmau, Maria Luisa Navarro, Maria Isabel González, Federico Garcia, Eva Poveda, Jose Antonio Iribarren, Félix Gutiérrez, Rafael Rubio, Francesc Vidal, Juan Berenguer, Juan González, M Ángeles Muñoz-Fernández. Fieldwork data management and analysis: Inmaculada Jarrin, Belén Alejos, Cristina Moreno, Carlos Iniesta, Marta Rava, Rebeca Izquierdo. BioBanK HIV Hospital General Universitario Gregorio Marañón: M Ángeles Muñoz-Fernández, Irene Consuegra Fernández. Hospital General Universitario de Alicante (Alicante): Esperanza Merino, Gema García, Irene Portilla, Iván Agea, Joaquín Portilla, José Sánchez-Payá., Juan Carlos Rodríguez, Lina Gimeno, Livia Giner, Marcos Díez, Melissa Carreres, Sergio Reus, Vicente Boix, Diego Torrés. Hospital Universitario de Canarias (San Cristóbal de la Laguna): Ana López Lirola, Dácil García, Felicitas Díaz-Flores, Juan Luis Gómez, María del Mar Alonso, Ricardo Pelazas., Jehovana Hernández, María Remedios Alemán, María Inmaculada Hernández. Hospital Universitario Central de Asturias (Oviedo): Víctor Asensi, Eulalia Valle, María Eugenia Rivas Carmenado, Tomás Suárez-Zarracina Secades, Laura Pérez Is. Hospital Universitario 12 de Octubre (Madrid): Rafael Rubio, Federico Pulido, Otilia Bisbal, Asunción Hernando, Lourdes Domínguez, David Rial Crestelo, Laura Bermejo, Mireia Santacreu. Servicio de Enfermedades Infecciosas. Hospital Universitario Donostia. Instituto de Investigación BioDonostia. (Donostia-San Sebastián): José Antonio Iribarren, Julio Arrizabalaga, María José Aramburu, Xabier Camino, Francisco Rodríguez-Arrondo, Miguel Ángel von Wichmann, Lidia Pascual Tomé, Miguel Ángel Goenaga, M^a Jesús Bustinduy, Harkaitz Azkune, Maialen Ibarguren, Aitziber Lizardi, Xabier Kortajarena, M^a Pilar Carmona Oyaga, Maitane Umerez Igartua. Hospital General Universitario De Elche (Elche): Félix Gutiérrez, Mar Masiá, Sergio Padilla, Catalina Robledano, Joan Gregori Colomé, Araceli Adsuar, Rafael Pascual, Marta Fernández, José Alberto García, Xavier Barber, Vanessa Agullo Re, Javier Garcia Abellán, Reyes Pascual Pérez, María Roca. Hospital Universitari Germans Trias i Pujol (Can Ruti) (Badalona): Roberto Muga, Arantza

Sanvisens, Daniel Fuster. Hospital General Universitario Gregorio Marañón (Madrid): Juan Berenguer, Juan Carlos López, Isabel Gutiérrez, Margarita Ramírez, Belén Padilla, Paloma Gijón, Teresa Aldamiz-Echevarría, Francisco Tejerina, Francisco José Parras, Pascual Balsalobre, Cristina Diez, Leire Pérez Latorre, Chiara Fanciulli. Hospital Universitari de Tarragona Joan XXIII (Tarragona): Francesc Vidal, Joaquín Peraire, Consuelo Viladés, Sergio Veloso, Montserrat Vargas, Montserrat Olona, Anna Rull, Verónica Alba, Elena Yeregui, Jenifer Masip, Laia Reverté. Hospital Universitario y Politécnico de La Fe (Valencia): Marta Montero, José López Aldeguer, Marino Blanes, María Tacias Pitarch, Iván Castro Hernández, Eva Calabuig, Sandra Cuéllar, Miguel Salavert Lletí, Juan Fernández Navarro. Hospital Universitario La Paz/IdiPAZ: Juan González-García, Francisco Arnalich, José Ramón Arribas, Jose Ignacio Bernardino de la Serna, Carmen Busca, Joanna Cano, Julen Cardianos, Juan Miguel Castro, Ana Delgado Hierro, Luis Escosa, Pedro Herranz, Víctor Hontañón, Silvia García-Bujalance, Milagros García López-Hortelano, Alicia González-Baeza, Rosa de Miguel, María Luz Martín-Carbonero, Mario Mayoral, María Jose Mellado, Rafael Micán, Rocio Montejano, María Luisa Montes, Victoria Moreno, Ignacio Pérez-Valero, Guadalupe Rúa Cebrián, Berta Rodés, Talia Sainz, Elena Sendagorta, Eulalia Valencia. Hospital San Pedro Centro de Investigación Biomédica de La Rioja (CIBIR) (Logroño): José Ramón Blanco, José Antonio Oteo, Valvanera Ibarra, Luis Metola, Mercedes Sanz, Laura Pérez-Martínez. Hospital Universitario Miguel Servet (Zaragoza): Piedad Arazo, Gloria Sampérez. Hospital Universitari MutuaTerrassa (Terrasa): David Dalmau, Angels Jaén, Montse Sanmartí, Mireia Cairó, Javier Martínez-Lacasa, Pablo Velli, Roser Font, Marina Martínez, Francesco Aiello. Complejo Hospitalario de Navarra (Pamplona): Maria Rivero Marcotegui, Jesús Repáraz, María Gracia Ruiz de Alda, María Teresa de León Cano, Beatriz Pierola. Corporació Sanitària Parc Taulí (Sabadell): María José Amengual, Gemma Navarro, Manel Cervantes, Sonia Calzado, Marta Navarro Vilasaro. Hospital Universitario de La Princesa (Madrid): Ignacio de los Santos, Jesús Sanz Sanz, Ana Salas, Cristina Sarria, Lucio J. Garcia-Fraile Fraile, Enrique Martín Gayo. Hospital Universitario Ramón y Cajal (Madrid): Santiago Moreno, José Luis Casado, Fernando Dronda, Ana Moreno, María Jesús Pérez Elías, Carolina Gutiérrez, Nadia Madrid, Santos del Campo, Sergio Serrano, María Jesús Vivancos, Javier Martínez Sanz, Usua Anxa Urroz, Tamara Velasco, Alejandro Vallejo. Hospital General Universitario Reina Sofía (Murcia): Enrique Bernal, Alfredo Cano Sanchez, Antonia Alcaraz, Joaquín Bravo Urbietta, Ángeles Muñoz Perez, María Jose Alcaraz, Maria del Carmen Villalba. Hospital Nuevo San Cecilio (Granada): Federico García, José Hernández Quero, Leopoldo Muñoz

Medina, Marta Alvarez, Natalia Chueca, David Vinuesa, Clara Martínez-Montes, Carlos Guerrero, Adolfo de Salazar Gonzalez, Ana Fuentes. Centro Sanitario Sandoval (Madrid): Jorge Del Romero, Montserrat Raposo Utrilla, Carmen Rodríguez, Teresa Puerta, Juan Carlos Carrió, Mar Vera, Juan Ballesteros, Oskar Ayerdi. Hospital Clínico Universitario de Santiago (Santiago de Compostela): Antonio Antela, Elena Losada. Hospital Universitario Son Espases (Palma de Mallorca): Melchor Riera, María Peñaranda, M^a Angels Ribas, Antoni A Campins, Carmen Vidal, Francisco Fanjul, Javier Murillas, Francisco Homar, Helem H Vilchez, Maria Luisa Martin, Antoni Payeras. Hospital Universitario Virgen de la Victoria (Málaga): Jesús Santos, Cristina Gómez Ayerbe, Isabel Viciano, Rosario Palacios, Carmen Pérez López, Carmen Maria Gonzalez-Domenec. Hospital Universitario Virgen del Rocío (Sevilla): Pompeyo Viciano, Nuria Espinosa, Luis Fernando López-Cortés. Hospital Universitario de Bellvitge (Hospitalet de Llobregat): Daniel Podzamczar, Arkaitz Imaz, Juan Tiraboschi, Ana Silva, María Saumoy, Paula Prieto. Hospital Universitario Valle de Hebrón (Barcelona): Esteban Ribera, Adrian Curran. Hospital Costa del Sol (Marbella): Julián Olalla, Javier Pérez Stachowski, Alfonso del Arco, Javier de la Torre, José Luis Prada, José María García de Lomas. Hospital General Universitario Santa Lucía (Cartagena): Onofre Juan Martínez, Francisco J. Vera, Lorena Martínez, Josefina García, Begoña Alcaraz, Amaya Jimeno. Complejo Hospitalario Universitario a Coruña (Chucac) (A Coruña) Ángeles Castro, Berta Pernas, Álvaro Mena. Hospital Universitario Basurto (Bilbao): Josefa Muñoz, Miren Zuriñe Zubero, Josu Mirena Baraia-Etxaburu, Sofía Ibarra, Oscar Luis Ferrero, Josefina López de Munain, M^a Mar Cámara, Mireia de la Peña, Miriam Lopez, Iñigo Lopez Azkarreta. Hospital Universitario Virgen de la Arrixaca (El Palmar): Carlos Galera, Helena Albendin, Aurora Pérez, Asunción Iborra, Antonio Moreno, Maria Angustias Merlos, Asunción Vidal, Marisa Meca. Hospital de la Marina Baixa (La Vila Joiosa): Concha Amador, Francisco Pasquau, Javier Ena, Concha Benito, Vicenta Fenoll, Concepción Gil Anguita, José Tomás Algado. Hospital Universitario Infanta Sofía (San Sebastián de los Reyes): Inés Suárez-García, Eduardo Malmierca, Patricia González-Ruano, Dolores Martín Rodrigo, M^a Pilar Ruiz Seco. Hospital Universitario de Jaén (Jaén): Mohamed Omar, María Amparo Gómez Vidal. Hospital San Agustín (Avilés): Miguel Alberto de Zarraga. Hospital Clínico San Carlos (Madrid): Vicente Estrada, María Jesús Téllez, Jorge Vergas, Juncal Pérez-Somarriba. Hospital Universitario Fundación Jiménez Díaz (Madrid): Miguel Górgolas, Alfonso Cabello, Beatriz Álvarez, Laura Prieto. Hospital Universitario Príncipe de Asturias (Alcalá de Henares): José Sanz Moreno, Alberto Arranz, Cristina Hernández Gutiérrez, María Novella Mena. Hospital

ClínicoUniversitario de Valencia (València): María José Galindo, Ramón Fernando Vilalta, Ana Ferrer. Hospital Reina Sofía (Córdoba): Antonio Rivero Román, Antonio Rivero Juárez, Pedro López, Isabel Machuca, Mario Frias, Angela Camacho. Hospital Universitario Severo Ochoa (Leganés): Miguel Cervero, Rafael Torres. Nuestra Señora

de Valme (Sevilla): Juan A Pineda, Pilar Rincón, Juan Macías, Nicolás Merchante, Luis Miguel Real, Anais Corma Gomez, Marta Fernández Fuertes, Alejandro Gonzalez-Serna. Hospital Álvaro Cunqueiro (Vigo): Eva Poveda, Alexandre Pérez, Manuel Crespo, Luis Morano, Celia Miralles, Antonio Ocampo, Guillermo Pousada.