

Experimental Validation of a Filament Transport Model in Turbulent Magnetized Plasmas

D. Carralero,¹ P. Manz,² L. Aho-Mantila,³ G. Birkenmeier,^{1,2} M. Brix,⁴ M. Groth,⁵ H. W. Müller,^{1,6} U. Stroth,^{1,2}
N. Vianello,^{7,8} E. Wolfrum,¹ ASDEX Upgrade team,¹ JET Contributors,^{*} and EUROfusion MST1 Team[†]

¹Max-Planck-Institute for Plasma Physics, Boltzmannstraße 2, Garching, Germany

²Physik-Department E28, Technische Universität München, James-Frank-Straße 1, Garching, Germany

³VTT Technical Research Center of Finland, Helsinki, Finland

⁴EUROfusion Consortium, JET, Culham Science Centre, Abingdon, OX14 3DB, United Kingdom

⁵Aalto University, Espoo, Finland

⁶Institute of Materials Chemistry and Research, University of Vienna, Whringerstrasse 42, A-1090 Vienna, Austria

⁷Consorzio RFX, C.so Stati Uniti 4, I-35127 Padova, Italy

⁸Ecole Polytechnique Fédérale de Lausanne (EPFL), Swiss Plasma Center (SPC), CH-1015 Lausanne, Switzerland

(Received 28 May 2015; published 17 November 2015)

In a wide variety of natural and laboratory magnetized plasmas, filaments appear as a result of interchange instability. These convective structures substantially enhance transport in the direction perpendicular to the magnetic field. According to filament models, their propagation may follow different regimes depending on the parallel closure of charge conservation. This is of paramount importance in magnetic fusion plasmas, as high collisionality in the scrape-off layer may trigger a regime transition leading to strongly enhanced perpendicular particle fluxes. This work reports for the first time on an experimental verification of this process, linking enhanced transport with a regime transition as predicted by models. Based on these results, a novel scaling for global perpendicular particle transport in reactor relevant tokamaks such as ASDEX-Upgrade and JET is found, leading to important implications for next generation fusion devices.

DOI: [10.1103/PhysRevLett.115.215002](https://doi.org/10.1103/PhysRevLett.115.215002)

PACS numbers: 52.35.Ra, 52.35.Py, 52.55.Fa, 94.30.cq

Interchange instabilities are a ubiquitous phenomenon in magnetized plasmas where a density gradient coexists with a parallel force density of the same sign [1]. This instability leads to the formation of elongated structures known as filaments, flux tubes or prominences featuring a dipole electric polarization in the perpendicular plane. The resulting $E \times B$ drift propels the filament, greatly enhancing convective perpendicular transport. Examples can be found in disparate contexts, including astrophysical plasmas such as accretion discs [2] and planetary magnetospheres [3], where the destabilizing force is typically of the centrifugal type, and laboratory plasmas [4,5], where the force density typically comes from magnetic pressure gradients. This issue is particularly relevant for magnetically confined fusion plasmas, as it determines the propagation of filamentary structures, which have become recognized as the dominant radial transport mechanism in the region between the closed magnetic field lines and the wall, known as the scrape-off layer (SOL) [6–9]. Therefore, filamentary transport strongly influences the parallel or perpendicular ratio of the particle and heat fluxes onto plasma facing components,

thus determining their durability and the sputtering of impurities from the main wall.

Basic models for filaments in fusion literature (see, e.g., Krasheninnikov [5]) describe how elongated structures propagate as the result of equilibration of plasma polarization caused by an effective gravity force: taking a reduced MHD approach on a magnetized stationary plasma under some arbitrary force density \mathbf{F} , the charge conservation equation can be expressed as

$$\nabla \cdot \frac{d}{dt} \left(\frac{nm_i}{B^2} \nabla_{\perp} \phi \right) = \frac{1}{B} \mathbf{b} \cdot \nabla \times \mathbf{F} + \nabla_{\parallel} J_{\parallel}, \quad (1)$$

where n , ϕ , B , J , and m_i stand for density, potential, magnetic field, current density, and ion mass, $d/dt = \partial/\partial t + (\mathbf{b} \nabla \phi)/B \cdot \nabla$ and $\mathbf{b} = \mathbf{B}/B$. Polarization [left-hand side of Eq. (1)] is thus the result of an equilibrium between the drive (first term on the right-hand side) and the parallel closure term (second term on the right-hand side) accounting for the current parallel to \mathbf{B} . Figure 1 shows this for a SOL context, where $\mathbf{F} = 2nm_i c_s^2 / R \mathbf{e}_r$ stands for the effect of curvature and ∇B (c_s is the sound speed and \mathbf{e}_r indicates the radial direction). This can be easily generalized to many other forcing mechanisms such as the centrifugal force in Keplerian systems, gravity, etc. [3,10]. Equation (1) yields different solutions depending on the parallel closure used for J_{\parallel} : the usual hypothesis in

Published by the American Physical Society under the terms of the Creative Commons Attribution 3.0 License. Further distribution of this work must maintain attribution to the author(s) and the published article's title, journal citation, and DOI.

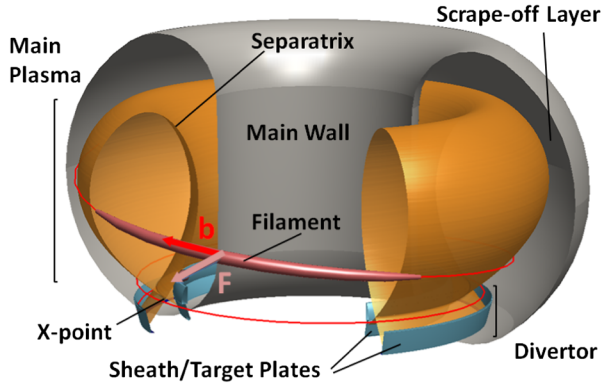


FIG. 1 (color online). Tokamak geometry. A SOL filament has been represented along with the field line connecting it to the target plate (in red).

the SOL is that the filament extends along the field line to the target plates, and J_{\parallel} is thus limited by the sheath [7]. In this regime, known as “sheath limited” (SL), the polarization term is neglected and $\nabla_{\parallel} J_{\parallel} = (2/L_{\parallel})nc_s e(1 - \exp[-e(\phi - \phi_f)/T_e])$ is canceled by the drive term. Here, ϕ_f , e , T_e , and L_{\parallel} are the floating potential, electron charge, electron temperature, and parallel connection length. By solving Eq. (1), the perpendicular velocity of the filament, v_b , is then found to scale as

$$v_b = 2c_s \frac{L_{\parallel}}{R} \left(\frac{\rho_s}{\delta_b} \right)^2 \propto \frac{1}{\delta_b^2}, \quad (2)$$

where ρ_s and R are the ion gyroradius and tokamak major radius, and δ_b is the filament perpendicular size. However, several phenomena, such as high SOL collisionality, large X-point magnetic shear, electromagnetic effects, etc., may invalidate the wall connection hypothesis, effectively disconnecting the filament from the wall [7]. In this case, $\nabla_{\parallel} J_{\parallel} \rightarrow 0$ and polarization cancels the drive term, leading to a different regime, known as the “inertial regime” (IN), in which

$$v_b = c_s \sqrt{\tilde{p}_e} \frac{\delta_b}{R} \propto \delta_b^{1/2}, \quad (3)$$

where \tilde{p}_e is the pressure in the filament normalized to the background value [11]. These basic models have been refined by the inclusion of realistic SOL elements such as hot ions [12] and large fluctuation amplitudes (“full-f” approximation) [13], leading to improved versions of Eqs. (2) and (3):

$$\begin{aligned} v_b^{\text{SL}} &= c_s (1 + \tau_i) \frac{L_{\parallel}}{R} \frac{\tilde{n}}{\tilde{n} + \tilde{n}} \left(\frac{\rho_s}{\delta_b} \right)^2; \\ v_b^{\text{IN}} &= c_s \sqrt{(1 + \tau_i) \frac{\tilde{n}}{\tilde{n} + \tilde{n}} \frac{\delta_b}{R}}, \end{aligned} \quad (4)$$

where $\tau_i = T_i/T_e$, and \tilde{n} is the background density. Note that the isothermal limit has been assumed to approximate $\tilde{p} \approx T\tilde{n}$. These scaling laws should be considered as upper boundaries, as any deviation from the pure interchange

cross phase between electric field and pressure fluctuations reduces the velocity of the blob with respect to predictions [14,15]. Although these models have been successfully compared with experiment in basic plasmas [16] and extensive characterization work has been made in tokamaks [17–19], a direct measurement of the transition between the two regimes remains to be achieved in a fusion relevant plasma. Nevertheless, such transition has been invoked to explain the formation of the SOL density shoulder, i.e., a substantial increase of the far SOL density radial e -folding length, $\lambda_n \approx [\nabla_r \log n]^{-1}$, observed in many tokamaks when a certain density is exceeded during low confinement (L mode) operation [20–22]. Recent experiments in ASDEX Upgrade (AUG) [23] linked the increase in λ_n to an increase of the filament size and associated perpendicular particle transport in the outer midplane $\Gamma_{\perp, \text{fil}}$, which can be up to 40% of the total transport after the transition according to comparison to EMC3-EIRENE simulations [24]. This transition takes place as the collisionality increases in the SOL at the onset of divertor detachment, when strong recycling begins to cool down the plasma in front of the target plates [25], suggesting that the aforementioned disconnection might play a key role. Myra *et al.* [26] predicted this process in a two region model of the SOL using the effective collisionality Λ ,

$$\Lambda = \frac{L_{\parallel}/c_s}{1/\nu_{ei}} \frac{\Omega_i}{\Omega_e} \propto nT_e^{-3/2} \quad (5)$$

as the control parameter, where ν_{ei} is the electron-ion collision rate and $\Omega_{i/e}$ stands for the gyrofrequency of ions or electrons. The disconnection takes place for $\Lambda > 1$, when the characteristic parallel transport time is longer than the inverse of ion-electron collision frequency. Subsequent work indicates that this results in enhanced perpendicular transport as the consequence of increased filament velocities and creation rates [27]. Results from Ref. [23] showed that the transition in AUG coincides with $\Lambda \approx 1$. The relation between filament regime transition and the shoulder formation has also been shown in JET [28], where independent measurements of collisionality in the divertor and midplane regions suggested that only the collisionality in the divertor region could account for the disconnection process.

The question of whether the collisionality in the divertor Λ_{div} is determining the shoulder formation is of great practical importance, as next generation tokamaks are foreseen to operate with partially detached, locally collisional divertors, while remaining hot and collisionless at the midplane. If shoulder formation is dominated by a filament transition induced by divertor collisionality, this phenomenon will not be reduced by a larger machine size, as it would according to other proposed mechanisms such as ionization of neutrals originated from main wall recycling [29]. In such a case, a shoulder will probably be formed [28], which would impact substantially the main

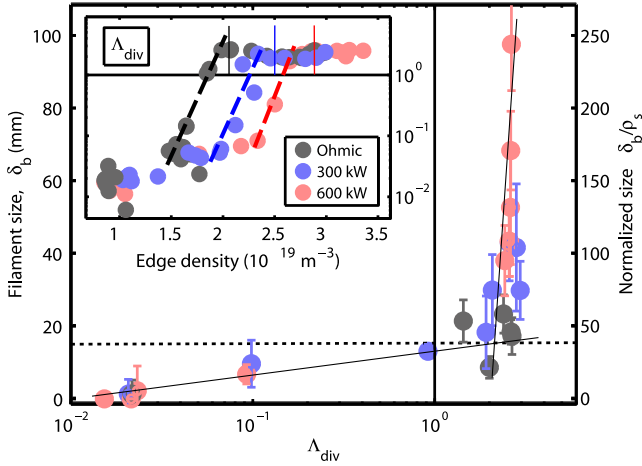


FIG. 2 (color online). Size of filaments vs collisionality parameter, Λ_{div} . Colors indicate different heating powers. Thin solid lines provided as a guide to the eye to mark the two regimes. In the inset, evolution of collisionality with edge density.

wall particle fluxes and erosion. In order to determine the role of Λ_{div} in shoulder formation, an experiment was carried out in AUG: in L -mode discharges, divertor detachment depends strongly on input power P_{IN} occurring at lower midplane densities for lower heating power. Here, Λ_{div} is defined as in Eq. (5), using n and T_e Langmuir probe measurements from the target plates. Also, L_{\parallel} has been estimated as the connection length between the target and the X -point height at the flux surface of the measurements $L_{\parallel} \approx \frac{1}{5} \pi R q_{95}$, where $R \approx 1.65$ m is the tokamak major radius and $q_{95} \approx 5$ is the safety factor [25]. This assumption is based on reciprocating probe and spectroscopic measurements of the cold region extension in front of the divertor at the time of the transition [23,30]. Therefore, by realizing a series of density ramps with different heating powers (0, 300, and 600 kW of ECH power, plus 500 kW of Ohmic heating in all cases), Λ_{div} covers a range of more than 2 orders of magnitude, crossing the $\Lambda_{\text{div}} = 1$ critical point at different values of edge density, \bar{n}_e . This is shown in the inset of Fig 2, where the evolution of the divertor collisionality is displayed for three P_{IN} cases. Different exponential growth of Λ_{div} can be observed, depending on the P_{IN} (highlighted by colored dashed lines). The onset of detachment is highlighted by colored vertical lines. Details on the diagnostic setup and data analysis are analogous to those described in Ref. [23]. Typical plasma parameters at the SOL of AUG are listed in Table I.

TABLE I. Typical plasma parameters at AUG SOL.

B	n_e	T_e	T_i	ρ_s	c_s	ν_{ei}
1.5 T	1–10 10^{18} m^{-3}	15 eV	50 eV	10^{-4} m	25 km/s	10^7 s^{-1}

Two different regimes appear approximately at each side of $\Lambda_{\text{div}} = 1$, as can be seen in Fig. 2. For low collisionality, the size of filaments remains around 1 cm, and increases logarithmically with Λ_{div} . However, for dominant collisionality ($\Lambda_{\text{div}} > 1$), the size of filaments increases by up to an order of magnitude. The data set shows no dependence on P_{IN} ; hence, the transition is not determined by a \bar{n}_e threshold, as can be deduced from the different $\Lambda_{\text{div}}(P_{\text{IN}}, \bar{n}_e)$ paths seen in Fig. 2. Furthermore, the velocity of small filaments follows the SL scaling $1/\delta_b^2$ and larger ones the IN scaling $\sqrt{\delta_b}$. This is shown in Fig. 3, where the measured average filament velocity v_{\perp} and size δ_b are normalized with c_s and ρ_s , respectively, as in Ref. [12]. Also, the upper bounds in the two regimes are represented by plotting the respective expressions of Eq. (4). In order to do this, the local magnetic field ($B_{\text{SOL}} = 1.4$ T), curvature radius ($R_{\text{SOL}} = 2.15$ m), n_e and T_e values at the probe position have been considered. To estimate \tilde{n} , the isothermal hypothesis has been extended to probe measurements, and the ion saturation fluctuation level $\tilde{j}_{i,\text{sat}}$ has been used as a proxy. Comparison of Fig. 3 with Fig. 2 reveals how both groups of data points correspond to those featuring $\Lambda_{\text{div}} < 1$ and $\Lambda_{\text{div}} > 1$: The horizontal dotted line crossing the elbow in Fig. 2, is represented vertically in Fig. 3, where it separates the two scalings. Again, the same behavior is seen for different P_{IN} values, indicating the scaling is independent of this parameter (and thus also of \bar{n}_e). For both regimes, cold and hot ions have been considered ($\tau_i = 3$, as proposed in Ref. [12]). Filaments in the IN regime are better represented by the cold model. This is consistent with both theoretical analysis [19] and far SOL measurements carried out with field analyzers [31], which suggest

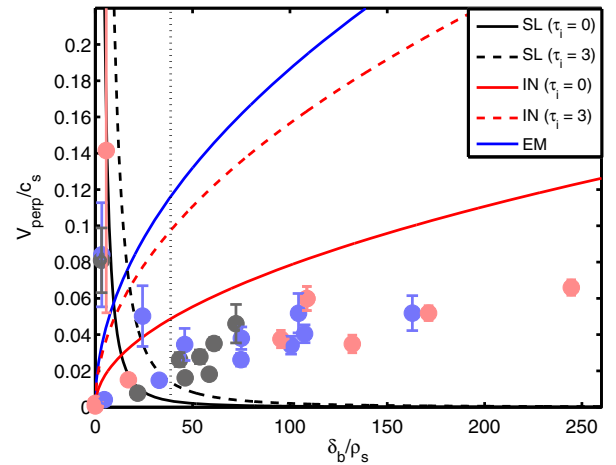


FIG. 3 (color online). Filament scaling. Color code as in Fig. 2. Black dotted line indicates the regime separation, as observed in Fig. 2. Red and black lines indicate IN and SL regimes, as expressed in Eq. (4). Solid or dashed line indicates $\tau_i = 0/\tau_i = 3$. Blue solid line indicates the electromagnetic regime described in Ref. [12].

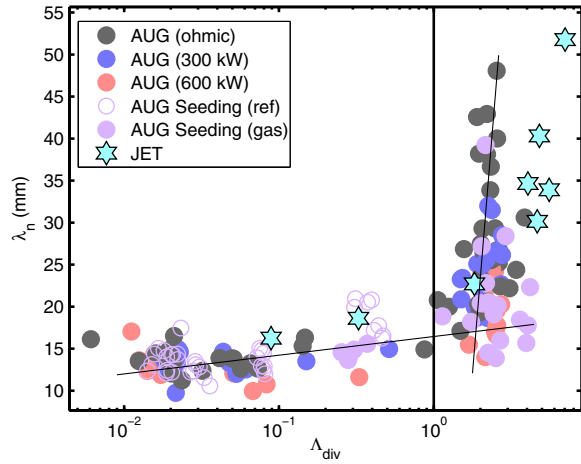


FIG. 4 (color online). Density e -folding length scaling with divertor collisionality. Black, blue, and red circles represent P_{IN} as in Fig. 2. Purple circles correspond to seeded discharges [empty(solid) mean before (after) N_2 puffing]. Light blue stars are data points from JET. Straight lines mark the two regimes as in Fig. 2.

that filaments cool down after the transition. Data points in the lower left corner of Fig. 3, corresponding to the smallest values of δ_b , follow the IN scaling rather than the SL. This effect has been predicted [32] for SL filaments with $\delta_b \ll \delta_* \approx 15\rho_s$, which would revert to an IN-like scaling. Lastly, the electromagnetic scaling proposed in Ref. [12], in which electromagnetic effects dominate collisionality in the $\nabla_{\parallel} J_{\parallel}$ term, represents a worse fitting to the data than the SL and IN ones.

Finally, global perpendicular particle transport is found to be linked to divertor collisionality. In Fig. 4, the density profiles remain almost constant until $\Lambda_{\text{div}} \approx 1$ is surpassed. For $\Lambda_{\text{div}} > 1$, the SOL width rapidly increases by a factor of 3, indicating a substantial increase in Γ_{\perp} . As before, all parameter scans in AUG match onto one curve when Λ_{div} is used as the ordering parameter. Here, as an indication of the SOL width, λ_n is derived from Li-beam spectroscopy in the first 25 mm outside the separatrix, as explained in Ref. [23]. These results are independent on how detachment is achieved: If nitrogen is puffed in the divertor, local radiation cools down the region inducing detachment at a lower range of densities for a given P_{IN} . In the inset in Fig. 2, seeding would cause a shift of the dashed line to the left compared to the unseeded discharge at the same P_{IN} . However, the λ_n values from these discharges [empty(solid) purple dots indicating before (after) the puffing] scale exactly as the unseeded ones, despite the different \bar{n}_e and P_{IN} range (see Fig. 4). Measurements in JET yield very similar results: λ_n and Λ_{div} are calculated for the discharges presented in Ref. [28], using equivalent lithium beam and target probes data. The resulting data, displayed in Fig. 4 as light blue stars, display a remarkable similarity to the ones measured at AUG.

Beyond magnetic fusion, these results can be regarded as the validation of a generic model for the propagation of structures resulting from interchange instabilities in magnetized plasmas. In this sense, not only SOL filaments and filamentary structures observed in the Jovian and Saturnian magnetospheres by the Galileo and Cassini spacecraft [33,34] can be described with isomorphical curvature or centrifugal force-driven interchange instability models [7,10], but also their effect on density radial profiles is strikingly similar for such different systems: The radial density profile of the equatorial iogenic plasma torus in the Jovian magnetosphere is dominated by the convection of “isolated interchanging flux tubes” [3]. In this case, the parallel closure condition is determined by the ionospheric conductivity at high planetary latitude instead of the plasma-wall interaction in the divertor region. The radial distance after which connection between the equator and the ionosphere disappears is estimated around 20 Jovian radii [10]. Galileo measurements show how the radial density gradient is strongly decreased when crossing this disconnection threshold [35]. In particular, the characteristic gradient width $[\nabla_r \log n]^{-1} - \lambda_n$ in the SOL case—is increased by a factor of 3 between 20 and 40 Jovian radii, which is similar to the increase observed in Fig. 4 for $\Lambda_{\text{div}} > 1$. Also, the azimuthal wave number of the interchange instability—which would be the magnetospheric equivalent of $1/\delta_b$ —is expected to decrease by a factor of 6 upon disconnection [36], which is again consistent with the results observed in Fig. 2.

Summarizing, the role of Λ_{div} as a control parameter for the transition of both filament and global perpendicular transport regimes has been demonstrated, after separating its effect from other plasma parameters such as \bar{n}_e or P_{IN} . The velocity scaling of filaments changes from $1/\delta_b^2$ to $\sqrt{\delta_b}$ when the critical value $\Lambda_{\text{div}} = 1$ is surpassed. These results represent strong evidence of filament propagation being governed by the mechanism presented in Ref. [26], in which the interruption of the parallel circuit due to collisionality switches filaments from the SL to the IN regime. This change in SOL turbulence is accompanied by a substantial increase of the perpendicular particle flux Γ_{\perp} in the far SOL, measured in two different tokamaks. The remarkable similarity of AUG and JET results supports the prediction of a shoulder formation in ITER. This has important implications for main wall particle fluxes and erosion in future fusion devices. Finally, the similarity between filaments driven by isomorphic instabilities in such disparate contexts as the SOL of fusion devices and planetary magnetospheres points towards a universal feature of transport in magnetized plasmas.

This work has been carried out within the framework of the EUROfusion Consortium and has received funding from the Euratom research and training programme 2014–2018 under Grant Agreement No. 633053. The views

and opinions expressed herein do not necessarily reflect those of the European Commission. The first author belongs to the “Leyendas Urbanas” group created by CSIC in 2014.

*See the Appendix of F. Romanelli *et al.*, Proceedings of the 25th IAEA Conference 2014, St. Petersburg, Russia.

†See <http://www.euro-fusionscipub.org/mst1>

- [1] F. F. Chen, *Phys. Fluids* **8**, 912 (1965).
- [2] M Furukawa, Z. Yoshida, M. Hirota, and V. Krishan, *Plasma Fusion Res.* **2**, 016 (2007).
- [3] D. J. Southwood and M. G. Kivelson, *J. Geophys. Res.* **94**, 299 (1989).
- [4] M. Endler, H. Niedermeyer, L. Giannone, E. Kolzhauer, A. Rudyj, G. Theimer, and N. Tsois, *Nucl. Fusion* **35**, 1307 (1995).
- [5] S. I. Krasheninnikov, *Phys. Lett. A* **283**, 368 (2001).
- [6] J. A. Boedo, D. Rudakov, R. Moyer *et al.*, *Phys. Plasmas* **8**, 4826 (2001).
- [7] S. I. Krasheninnikov, D. A. D’Ippolito, and J. R. Myra, *J. Plasma Phys.* **74**, 679717 (2008).
- [8] A. Loarte, B. Lipschultz, A. S. Kukushkin *et al.*, *Nucl. Fusion* **47**, S203 (2007).
- [9] S. J. Zweben, J. A. Boedo, O. Grulke, C. Hidalgo, B. LaBombard, R. J. Maqueda, P. Scarin, and J. L. Terry, *Plasma Phys. Controlled Fusion* **49**, S1 (2007).
- [10] T. W. Hill, A. J. Dessler, and L. J. Maher, *J. Geophys. Res.* **86**, 9020 (1981).
- [11] O. E. Garcia, N. H. Bian, and W. Fundamenski, *Phys. Plasmas* **13**, 082309 (2006).
- [12] P. Manz, D. Carralero, G. Birkenmeier, H. W. Müller, S. H. Müller, G. Fuchert, B. D. Scott, and U. Stroth, *Phys. Plasmas* **20**, 102307 (2013).
- [13] M. Wiesenberger, J. Madsen, and A. Kendl, *Phys. Plasmas* **21**, 092301 (2014).
- [14] B. Nold, T. T. Ribeiro, M. Ramisch, Z. Huang, H. W. Müller, B. D. Scott, and U. Stroth, *New J. Phys.* **14**, 063022 (2012).
- [15] G. Fuchert, G. Birkenmeier, and B. Nold, *Plasma Phys. Controlled Fusion* **55**, 125002 (2013).
- [16] C. Theiler, I. Furno, P. Ricci, A. Fasoli, B. Labit, S. H. Müller, and G. Plyushchev, *Phys. Rev. Lett.* **103**, 065001 (2009).
- [17] J. R. Myra, D. A. D’Ippolito, D. P. Stotler, S. J. Zweben, B. P. LeBlanc, J. E. Menard, R. J. Maqueda, and J. Boedo, *Phys. Plasmas* **13**, 092509 (2006).
- [18] G. Birkenmeier, F. M. Laggner, M. Willensdorfer *et al.*, *Plasma Phys. Controlled Fusion* **56**, 075019 (2014).
- [19] P. Manz, G. Birkenmeier, D. Carralero, G. Fuchert, H. W. Müller, S. H. Müller, B. D. Scott, U. Stroth, T. T. Ribeiro, and E. Wolfrum, *Plasma Phys. Controlled Fusion* **57**, 014012 (2015).
- [20] B. LaBombard, R. L. Boivin, M. Greenwald, J. Hughes, B. Lipschultz, D. Mossessian, C. S. Pitcher, J. L. Terry, S. J. Zweben, and Alcator Group, *Phys. Plasmas* **8**, 2107 (2001).
- [21] D. L. Rudakov, J. A. Boedo, R. A. Moyer *et al.*, *Nucl. Fusion* **45**, 1589 (2005).
- [22] O. E. Garcia, R. A. Pitts, J. Horacek, A. H. Nielsen, W. Fundamenski, J. P. Graves, V. Naulin, and J. Juul Rasmussen, *J. Nucl. Mater.* **363–365**, 575 (2007).
- [23] D. Carralero, G. Birkenmeier, H. W. Müller, P. Manz, P. deMarne, S. H. Müller, F. Reimold, U. Stroth, M. Wischmeier, and E. Wolfrum, *Nucl. Fusion* **54**, 123005 (2014).
- [24] T. Lunt, D. Carralero, Y. Feng, G. Birkenmeier, H. W. Müller, S. Müller, M. Wischmeier, and ASDEX Upgrade team, *J. Nucl. Mater.* **744–747**, 463 (2015).
- [25] J. Wesson, *Tokamaks* (Clarendon Press, Oxford, 2004).
- [26] J. R. Myra, D. A. Russell, and D. A. D’Ippolito, *Phys. Plasmas* **13**, 112502 (2006).
- [27] D. A. Russell, J. R. Myra, and D. A. D’Ippolito, *Phys. Plasmas* **14**, 102307 (2007).
- [28] D. Carralero, H. W. Müller, M. Groth *et al.*, *J. Nucl. Mater.* **123–127**, 463 (2015).
- [29] B. Lipschultz, D. Whyte, and B. LaBombard, *Plasma Phys. Controlled Fusion* **47**, 1559 (2005).
- [30] S. Potzel (private communication).
- [31] D. Carralero, H. W. Müller, M. Groth *et al.*, 21st PSI Conference, Kanazawa, Japan, 2014.
- [32] R. Kube and O. E. Garcia, *Phys. Plasmas* **18**, 102314 (2011).
- [33] A. M. Rymer, B. H. Mauk, T. W. Hill *et al.*, *Planetary Space Sci.* **57**, 1779 (2009).
- [34] R. M. Thorne, T. P. Armstrong, S. Stone, D. J. Williams, R. W. McEntire, S. J. Bolton, D. A. Gurnett, and M. G. Kivelson, *Geophys. Res. Lett.* **24**, 2131 (1997).
- [35] L. A. Frank, W. R. Paterson, and K. K. Khurana, *J. Geophys. Res.* **107**, A11003 (2002).
- [36] P. A. Bespalov, S. S. Davydenko, S. W. H. Cowley, and J. D. Nichols, *Ann. Geophys.* **24**, 2043 (2006).