


BMJ Open Effect of computerised, knowledge-based, clinical decision support systems on patient-reported and clinical outcomes of patients with chronic disease managed in primary care settings: a systematic review

Marie line El Asmar ,¹ Kanika I Dharmayat,² Antonio J Vallejo-Vaz,^{3,4,5} Ryan Irwin,⁶ Nikolaos Mastellos⁷

To cite: El Asmar Mline, Dharmayat KI, Vallejo-Vaz AJ, *et al*. Effect of computerised, knowledge-based, clinical decision support systems on patient-reported and clinical outcomes of patients with chronic disease managed in primary care settings: a systematic review. *BMJ Open* 2021;**11**:e054659. doi:10.1136/bmjopen-2021-054659

► Prepublication history and additional supplemental material for this paper are available online. To view these files, please visit the journal online (<http://dx.doi.org/10.1136/bmjopen-2021-054659>).

RI and NM contributed equally.

Received 23 June 2021

Accepted 22 November 2021



© Author(s) (or their employer(s)) 2021. Re-use permitted under CC BY-NC. No commercial re-use. See rights and permissions. Published by BMJ.

For numbered affiliations see end of article.

Correspondence to

Dr Marie line El Asmar; me719@ic.ac.uk

ABSTRACT

Objectives Chronic diseases are the leading cause of disability globally. Most chronic disease management occurs in primary care with outcomes varying across primary care providers. Computerised clinical decision support systems (CDSS) have been shown to positively affect clinician behaviour by improving adherence to clinical guidelines. This study provides a summary of the available evidence on the effect of CDSS embedded in electronic health records on patient-reported and clinical outcomes of adult patients with chronic disease managed in primary care.

Design and eligibility criteria Systematic review, including randomised controlled trials (RCTs), cluster RCTs, quasi-RCTs, interrupted time series and controlled before-and-after studies, assessing the effect of CDSS (vs usual care) on patient-reported or clinical outcomes of adult patients with selected common chronic diseases (asthma, chronic obstructive pulmonary disease, heart failure, myocardial ischaemia, hypertension, diabetes mellitus, hyperlipidaemia, arthritis and osteoporosis) managed in primary care.

Data sources Medline, Embase, CENTRAL, Scopus, Health Management Information Consortium and trial register clinicaltrials.gov were searched from inception to 24 June 2020.

Data extraction and synthesis Screening, data extraction and quality assessment were performed by two reviewers independently. The Cochrane risk of bias tool was used for quality appraisal.

Results From 5430 articles, 8 studies met the inclusion criteria. Studies were heterogeneous in population characteristics, intervention components and outcome measurements and focused on diabetes, asthma, hyperlipidaemia and hypertension. Most outcomes were clinical with one study reporting on patient-reported outcomes. Quality of the evidence was impacted by methodological biases of studies.

Conclusions There is inconclusive evidence in support of CDSS. A firm inference on the intervention effect was not possible due to methodological biases and study

Strengths and limitations of this study

- In contrast to other reviews, this review focuses on interventions involving clinical decision support systems (CDSS) that are knowledge-based, are embedded within electronic health record systems, provide electronic alerts and are used by physicians in primary care.
- The electronic search strategy was piloted, and hand searching of reference lists of previous reviews permitted a sufficient level of confidence that all relevant articles were included.
- Some limitations arose related to studies being of 1-year duration on average, making it difficult to deduce long-term effects on patient outcomes.
- The scope of the review was restricted to nine chronic diseases; however, the selection included the most common chronic diseases; yet, there were no eligible studies in five of them.
- The included studies were of low-to-moderate quality of evidence, and heterogeneity among the included studies limited the ability to conduct a meta-analysis.

heterogeneity. Further research is needed to provide evidence on the intervention effect and the interplay between healthcare setting features, CDSS characteristics and implementation processes.

PROSPERO registration number CRD42020218184.

INTRODUCTION

Non-communicable chronic diseases are the leading cause of disability and mortality worldwide, affecting one in three adults globally.¹ Rising healthcare expenditure because of chronic disease prevalence has led to an ever-growing demand for effective primary care services for the long-term management of chronic conditions.^{2–4} Considering that

health systems have mainly adapted to providing periodic care for acute problems, an even greater need to achieve efficient, comprehensive and coordinated long-term care persists.⁵ Models such as the chronic care model have been proposed to improve the quality of care in chronic care systems.⁶ This model recommends 'decision support' as one of six applicable changes in primary care settings that promote better patient outcomes, if successfully implemented.⁶⁻⁸ Within this and other models of primary care and chronic condition management, clinicians are encouraged to provide patient care according to evidence-based clinical practice guidelines (CPGs) to support improved patient outcomes.⁹⁻¹⁰ Given the frequent updates to CPGs resulting from rapid advancements in medical knowledge, a major challenge is the maintenance of clinicians' knowledge of evidence-based CPGs.¹⁰ Consequently, clinicians' adherence to CPGs may be variable and frequently insufficient, which may result in suboptimal disease management outcomes.¹⁰⁻¹¹

Clinical decision support is an umbrella term that includes various care structures, processes and tools.¹² Clinical decision support systems (CDSS) range from non-computerised to computerised systems and basic to advanced systems.¹²⁻¹³ Currently, most attention is driven toward computerised advanced CDSS, which perform complex decision-making functions from electronic health record (EHR) patient data.¹² Such systems are termed knowledge-based, as they use software algorithms to generate actionable patient-specific outputs in the form of recommendations to the practitioner using conditional (IF-THEN) rule statements derived from CPGs.¹⁴⁻¹⁵ They also differ in their technical and clinical interface, whether passive (providing user-initiated prompts to generate clinical advice, eg, by clicking buttons) or active (automatic system-initiated prompts).¹²⁻¹⁶⁻¹⁷ CDSS also differ in system-user communication, which could be of consulting nature (ie, provide appropriate 'next-steps' clinical recommendations) or of critiquing nature (verify decisions taken by practitioners).¹²⁻¹⁶ Given the differences in interfaces, the scope of this review includes computerised, knowledge-based CDSS embedded in EHRs that are of either passive or active, consulting or critiquing, nature.

Although CDSS are ubiquitous, few have been successfully adopted.¹⁸ Previous reviews appraised the efficacy of different types of CDSS in primary care, presenting a greater consensus on the useful role of CDSS on practitioner-related outcomes such as guideline adherence.¹⁹⁻²³ However, the impact of CDSS on patient outcomes remains largely uncertain.¹⁹⁻²³ Bryan *et al* demonstrated a positive association between the use of CDSS in primary care and patient outcomes.²³ However, a need to further evaluate the effect of CDSS on patient outcomes was identified, particularly in primary care and specifically for chronic disease management. The novel focus of this review is in the combined focus on the effect of computerised, knowledge-based, CDSS and their effect on patient-reported and clinical outcomes of patients

and with chronic disease and managed in primary care settings. This particular focus was chosen to inform more specific and efficacious implementation strategies in primary care management of chronic disease and attract the industry's consideration of CDSS use in primary care settings, which a more generalised focus on multiple care settings, multiple diseases beyond just chronic disease or lack of focus on patient-reported outcomes may not achieve. There remains a need to assess the capabilities of CDSS in distinctive clinical professional areas and disease entities, particularly on patient outcomes.¹⁸ A recent review on EHR-embedded CDSS focused on process delivery (practitioner outcomes) and was not limited to primary care settings and chronic conditions.²⁴ Despite obvious heterogeneity, clinically meaningful improvements in care processes were shown.²⁴ However, it was unclear under what clinical circumstances these improvements could be replicated in every clinical context to affect clinical outcomes presumptively.²⁴

In this systematic review, patient outcomes refer to quantifiable clinical biomarkers such as glycated haemoglobin (HbA1c) and low-density lipoprotein cholesterol (LDL-C) levels, clinical outcomes such as mortality and morbidity, and patient-reported outcomes, such as health-related quality of life. To the best of our knowledge, and in the view of rapid upgrades in the world of CDSS, no review exists solely on the effect of CDSS embedded within EHRs on patient outcomes for patients with chronic disease managed in primary care. This review aims to fill this knowledge gap by collating all the available evidence on this classification of CDSS.

METHODS

Study design and eligibility criteria

A systematic review of the existing literature was conducted following the Preferred Reporting Items for Systematic Reviews and Meta-Analyses (PRISMA) guidelines.²⁵⁻²⁶ The research question, inclusion and exclusion criteria were defined using the PICOS framework.²⁷ Nine common chronic diseases were selected as part of the inclusion criteria, following a review by Reynolds *et al*²⁸ namely asthma, chronic obstructive pulmonary disease (COPD), heart failure, myocardial ischaemia, hypertension, type 2 diabetes mellitus (T2DM), hyperlipidaemia, arthritis and osteoporosis. Studies reporting on patient-related and clinical outcomes managed by primary care clinicians using CDSS-EHR compared with usual care were included. Studies involving participants <18 years of age, multidisciplinary (non-clinician) system users, and other varieties of CDSS (not linked with EHR) were excluded. A detailed view of the criteria is provided in online supplemental table 1.

Figure 1 depicts an analytic framework of the intervention adapted from a framework published by Lobach *et al*.²² The framework provides a theoretical context for possible features that could underpin the success, or lack of success, of a complex intervention such as

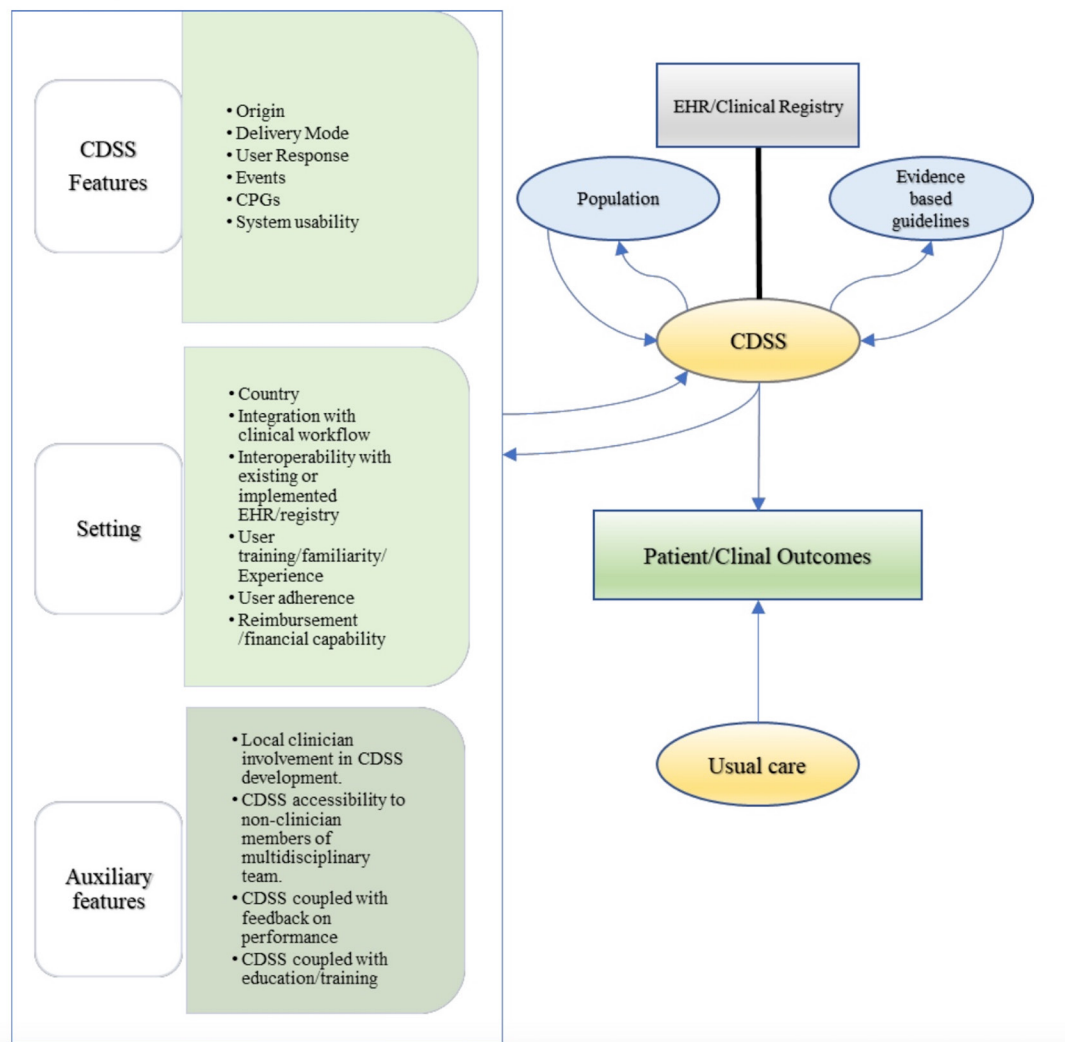


Figure 1 Analytic framework. CDSS, clinical decision support system; CPGs, clinical practice guidelines; EHR, electronic health record.

implementing CDSS in a primary care setting. The framework guided the extraction of relevant data from studies to inform the narrative synthesis.

Search strategy

Electronic databases Medline, Embase, Scopus, Cochrane Central Register of Controlled Trials (CENTRAL) and Health Management Information Consortium, and one clinical trial registry (clinicaltrials.gov), were searched from inception to 24 June 2020. Cochrane reviews were screened for relevant search terms and subject headings (MeSH) terms under the following categories ‘registries supported by CDSS’ AND ‘General Practice/Primary care’ OR each of the nine chronic diseases combined with AND ‘Asthma’, ‘heart failure/myocardial ischaemia’, ‘hypertension’, ‘diabetes mellitus’, ‘hyperlipidaemia’, ‘COPD’, ‘arthritis’, ‘osteoporosis’ (online supplemental tables 2 and 3). The search was limited to articles in English.

Terms for patient-reported outcome measures (PROM) were excluded. Existing PROM filters are not comprehensive, and the use of those filters in the search strategy

could increase the risk of missing relevant studies.²⁹ However, we manually screened papers to identify any ‘patient-reported outcomes’ measured in studies. PROM may be described in various ways; thus, attempting to list specific patient outcomes for each entity could introduce bias and lead to missing relevant studies. Previous systematic reviews around CDSS in primary care were also searched for potentially eligible studies.^{19–21 23 24}

Study screening and selection

Search results were exported to RefWorks, then screened using Covidence. After removal of duplicates, screening was conducted by two reviewers independently (MLEA and KID). Disagreements were resolved by consensus within the review group. After an initial screening of titles and abstracts, the full text of potentially relevant articles was assessed.

Data extraction

A data extraction form was adapted using the ‘Cochrane data collection form for intervention reviews: randomised

controlled trials (RCTs) and non-RCTs' and aided by Lobach *et al's* data abstraction guidance.^{30,31} The form was piloted and two reviewers (MLEA and KID) completed data extraction independently.

Quality assessment of individual studies

Risk of bias (RoB) was assessed using the Cochrane RoB tool,^{32,33} by two reviewers independently (MLEA and KID). The methodological RoB was assessed per the following elements in RCTs: selection bias, performance bias, detection bias, attrition bias, reporting bias and other biases.^{33,34}

Quasi-RCTs were reported as high risk for random sequence generation. Cluster RCTs were assessed for an additional element 'selective recruitment of cluster participants'. All judgements were made with guidance from the Cochrane Handbook and the guidelines of the Cochrane Consumers and Communication Review Group.^{33–35}

Studies were considered as high risk if they scored 'high' or 'unclear' for either random sequence generation or allocation concealment, based on the rising evidence that these two elements are particularly significant sources of bias.³⁴ A summary 'RoB' figure was generated for all risk assessments of elements with a narrative commentary for each study. Additionally, a detailed adapted table was generated to visualise subelements that fit under each element in the Cochrane RoB tool.³⁴

Quality assessment of outcomes

The Grading of Recommendations, Assessment, Development and Evaluations (GRADE) tool was used to assess the quality of outcomes from individual studies.³⁶

The tool involves five elements: RoB, inconsistency, indirectness, imprecision and publication bias. The tool is primarily used for meta-analyses; however, it can be adapted for use in narrative reviews. Study outcomes were appraised, ranked as high, moderate, low or very low and justifications were provided, in line with Cochrane guidance.³⁷

Data synthesis

Treatment effect was reported as ORs with 95% CIs and p values for dichotomous outcomes, where available. Continuous data were presented as mean differences with 95% CIs and p values.

Heterogeneity in the results was anticipated due to the wide spectrum of possible patient-related outcomes reported by the studies. Methodological heterogeneity was assessed using Cochrane RoB tool. Heterogeneity in included studies varied in terms of intervention components, population characteristics and outcome measurements; thus, conducting a meta-analysis was deemed not appropriate by the four-person author group.

Patient and public involvement

No patients were involved.

RESULTS

The search identified 5430 articles. Following removal of duplicates, 4498 articles remained for screening by title and abstract. Of these, 266 articles were selected for full-text review and 10 articles met the inclusion criteria. Among them, two articles were published protocols of included articles; thus, eight different studies were finally included. The detailed search results are presented in the PRISMA flowchart (figure 2).

Study characteristics

Characteristics of included studies are presented in table 1. Included studies comprised of patients in four disease areas: T2DM, asthma, hyperlipidaemia and hypertension.^{38–45} No studies on COPD, heart failure, myocardial ischaemia, arthritis and osteoporosis were identified. Six studies were cluster RCTs, one study was parallel-group RCT and one was quasi-RCT of stepped-wedge design. Most studies were conducted in the USA, and three studies took place in the UK, Spain and Belgium. Studies, both among the disease conditions and within each disease entity, differed appreciably in participant covariates, setting attributes and CDSS characteristics. These factors, compounded with the heterogeneity of the studies (as described in the Methods section) suggested that the reported outcomes were not fit for statistical pooling; hence, these factors justified not conducting a meta-analysis. Follow-up ranged from 6 months to 1.5 years. No study incorporated financial reimbursement before the implementation of interventions. Further details are presented in table 1.

CDSS characteristics

CDSS interventions were characterised based on their origin (commercial/local), delivery mode (user or system-initiated), user response (optional/mandatory), events (system functions), coupled EHR and auxiliary features (local clinician involvement in system development process, system accessibility to other team members, provision of performance feedback or coupled with user education). Additional information such as user training, user adherence and reported usability was recorded. Details are provided in table 2.

RoB and quality of the evidence

Online supplemental tables 4 and 5 provide risk assessments details. Overall, the included studies were impacted by RoB, mainly due to incomplete outcome data and uncertainty on blinding of outcome assessment and personnel. In most studies, it was unclear if outcome assessors were blinded. Additionally, blinding of physicians (CDSS users) was not possible across all studies, as they were the intended system users. Most studies reported substantial withdrawal rates due to poor follow-up. These limitations resulted in analysing subgroups (rather than the initially intended full cohorts) in some trials; hence, most studies were considered of high risk for incomplete outcome data.

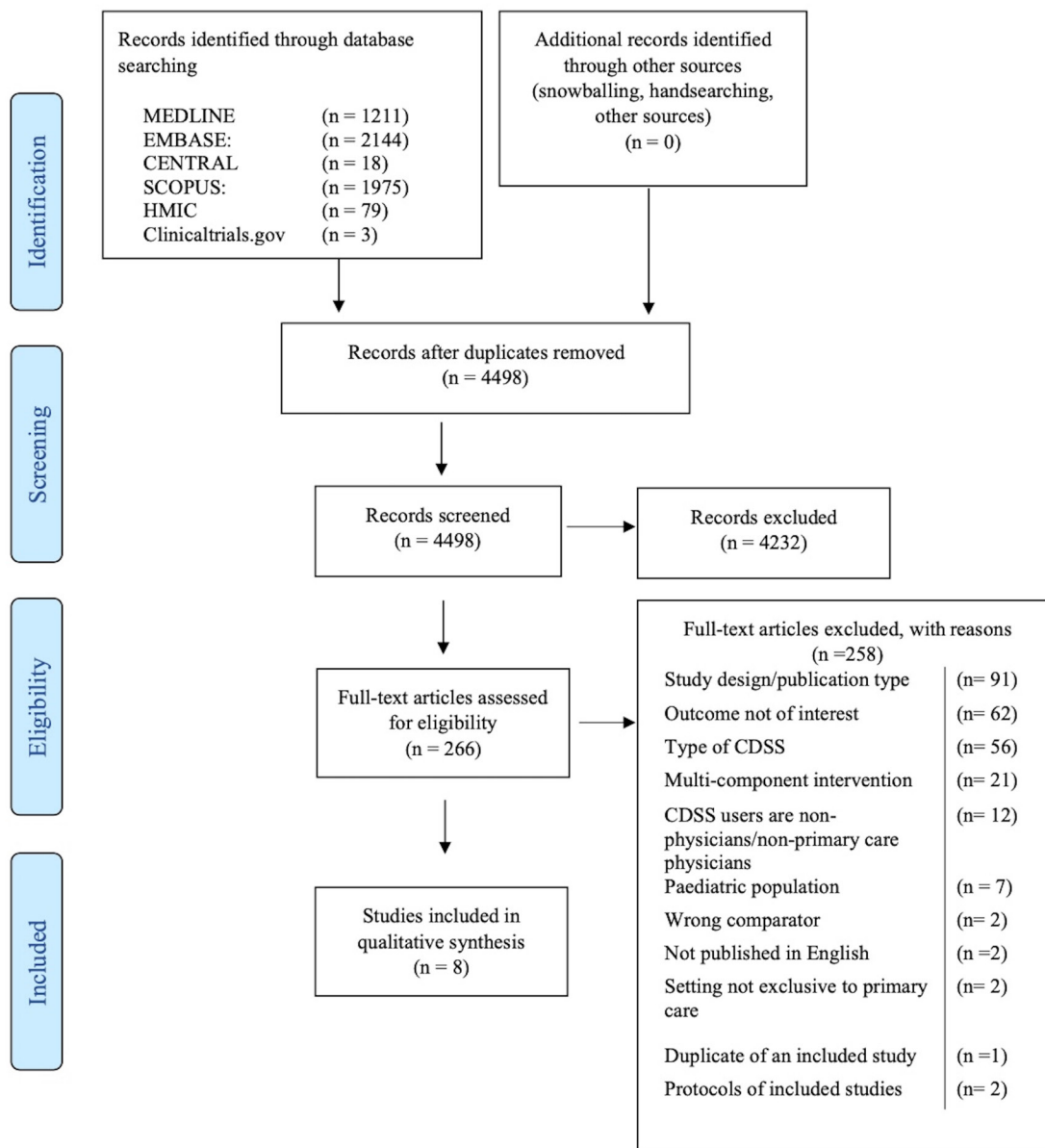


Figure 2 PRISMA flowchart detailing the systematic search results. CDSS, clinical decision support systems; CENTRAL, Cochrane Central Register of Controlled Trials; HMIC, Health Management Information Consortium; PRISMA, Preferred Reporting Items for Systematic Reviews and Meta-Analyses.

Overall, quality of the evidence was rated as either moderate or low, with the most impact resulting from methodological risks of bias within studies. Online supplemental table 6 presents the quality of evidence evaluated using GRADE, with reasons stated for quality downgrading.

Narrative synthesis

Diabetes mellitus

Three studies assessed the effect of CDSS on clinical and patient-reported outcomes in patients with T2DM.^{38–40}

Gill *et al* retrieved slight, yet statistically significant, reduced HbA1c and LDL-C with the CDSS intervention compared with the control group, with a small between-group difference in HbA1c and LDL-C levels of 0.12% and 3.57 mg/dL, respectively (table 3).³⁹ The reported

reductions in HbA1c and LDL-C were clinically small; however, statistically, the intervention group had 52% higher odds of achieving personalised HbA1c levels, 56% higher odds of achieving HbA1c <7.0% and 34% higher odds of achieving an LDL-C <100 mg/dL compared with usual care patients over 1 year of follow-up. Nevertheless, compared with the control group, the intervention group had better-controlled baseline levels of HbA1c and LDL-C. The study by Gill *et al* involved system-initiated ‘push’ CDSS, which were integrated into EHRs already operating at participating practices. Reported limitations were of EHR-CDSS interoperability difficulties, which resulted in missing patient lab values.³⁹ Other missing lab values also resulted from patients not returning for lab tests. In view of these limitations, a subset of randomised

Table 1 Characteristics of included studies

Study	Disease	Study design	Duration	Sponsorship	Setting	Condition identification from EHR	Participants		Comparability		Disease severity	Target outcomes
							Intervention	Control	Age	Sex		
Schnipper <i>et al</i> ³⁸ USA	T2DM	RCT	6 months	The Agency for Healthcare Research and Quality	Partners HealthCare System, 10 practices at Brigham and Women's Hospital and Massachusetts General Hospital (academic)	NS	3431 patients	3578 patients	Comparable	IG: more females (statistically significant)	Comparable	Patients meeting management goals
Gill <i>et al</i> ³⁹ USA	T2DM	Cluster RCT	1 year	Sanofi, USA	Primary care practices in Delaware and Maryland (community)	ICD-9CM EHR code	5 offices 29 PCPs 4484 patients Analysed (by subgroups): HbA1c: 2041 patients LDL-C: 2793 patients	5 offices 23 PCPs 1902 patients Analysed (by subgroups): HbA1c: 723 patients LDL-C: 931 patients	Overall: 18–75 years IG: older (statistically significant)	Comparable	IG: better glycaemic control, lower LDL-C	HbA1c and LDL-C
Heselmans <i>et al</i> ⁴⁰ Belgium	T2DM	Cluster RCT	1 year	None	Belgian primary care practices using OneHealth EHR (community)	ICPC-2 EHR code or confirming lab tests	25 offices 60 PCPs Analysed: 14 offices 21 PCPs 1351 patients	26 offices 60 PCPs Analysed: 15 offices 31 PCPs 2464 patients	Overall: ≥18 years IG: older (significant statistically)	CG: more females (statistically significant)	Comparable for: mean HbA1c, mean BP, % patients meeting target for HbA1c, BP and LDL-C	HbA1c, LDL-C and BP
Eccles <i>et al</i> ⁴¹ UK	Asthma and angina	Cluster RCT	1 year	UK NHS research and development	General practices in north-east England (community)	Asthma or angina EHR code in prior 12 months	Asthma: 31 offices Angina: 29 offices	Angina: 29 offices Asthma: 31 offices	≥18 years; no details presented	NS	NS	Quality of life and condition-specific outcomes
Gill <i>et al</i> ⁴² US	Hyperlipidaemia	Cluster RCT	1 year	None	MQIC of primary care practices across the country (academic and community)	Identified as having LDL levels recorded in EHR	12 offices 49 PCPs 26 696 patients	13 offices 56 PCPs 37 454 patients	Overall: 20–79 years CG younger	CG: more males (statistically significant)	CG lower disease risk	LDL-C
Cobos <i>et al</i> ⁴³ Spain	Hyperlipidaemia	Cluster RCT	1 year	Novartis	General practices in Catalonia	Identified as having TC between 200 mg/dL and 400 mg/dL	20 offices 1046 patients	22 offices 1145 patients	Overall: 18–94 years	CG: more females (statistically significant)	Comparable	Lipid values
Hicks <i>et al</i> ⁴⁴ USA	Hypertension	Cluster RCT	1.5 years	The Agency of Healthcare Research and Quality	Primary care practices affiliated with the Brigham and Women's Hospital	Identified as having two or more hypertension-related outpatient visits using EHR codes	7 offices 786 patients	7 offices 1048 patients	Comparable	Comparable: >20 years	IG: significantly higher % of patients with controlled BP at first visit	BP control
Lopez <i>et al</i> ⁴⁵ USA	Hypertension	Non-RCT	1 year (2016)	Centre for Disease Control	Primary care practices in New York	Identified as having at least 1 ICD code for hypertension in EHR	7 offices	7 offices	18–81 years	NS	NS	BP control

BP, blood pressure; CG, control group; EHR, electronic health record; HbA1c, glycated haemoglobin; ICD, International Classification of Diseases; ICPC-2, International Classification of Primary Care, 2nd edition; IG, intervention group; LDL-C, low-density lipoprotein cholesterol; MQIC, medical quality improvement consortium; NS, not stated; PCPs, primary care physicians; RCT, randomised controlled trial; TC, total cholesterol; T2DM, type 2 diabetes mellitus.

Table 2 CDSS characteristics of interventions in included studies

Study	Disease	Origin	Delivery mode	User response	Events	Guidelines	Integrated EHR (name)	User training	User adherence	Usability	Auxiliary features
Schnipper <i>et al</i> ²⁸	Diabetes mellitus	Commercial	User-initiated	Optional	<ul style="list-style-type: none"> Requests missing data. Alerts outputs of assessments of clinical care. Recommends orders for medication changes, laboratory studies, appointments and referrals 	NS	Longitudinal medical record	Brief instructions at start monthly tips	Tracked use by clinician and sent customised emails	Used for 5.6% of eligible patients	Local user involvement in development process
Gill <i>et al</i> ²⁹	Diabetes mellitus	Commercial	System-initiated	Optional	<ul style="list-style-type: none"> Generates reports for patient-specific recommendations 	American diabetes Association; European Association for the study of diabetes and ICD 9 coding	Multiple EHRs (previously employed)	Not provided	Qualitatively assessed through informal interviews	4/5 practices reported use	Recommendations also received by non-clinicians in care team
Heselmans <i>et al</i> ⁴⁰	Diabetes mellitus	Commercial	User-initiated	Unclear	<ul style="list-style-type: none"> Alerts for reminders, therapeutic suggestions and diagnosis-specific guideline links 	Belgian and International Guidelines	HealthOne	Not provided	Not assessed	Not assessed	None
Eccles <i>et al</i> ⁴¹	Asthma and angina	Local	System-initiated (4 months) then altered to user-initiated	Optional	<ul style="list-style-type: none"> Alerts management and prescription options and patient referrals 	NS	AAH Meditel or EMIS systems	1-day training	Measured by a usage log	Median number of system interactions was 0	Education on system guidelines
Gill <i>et al</i> ⁴²	Hyperlipidaemia	Commercial	System-initiated	Optional	<ul style="list-style-type: none"> Alerts for overdue lipid tests. Alerts if patient has not met personalised lipid goals. Generates disease risk categories 	ATP-III guidelines	Electronic medical record (centricity)	1-year familiarity with system	Not measured	Not measured	Generates a list of patients who have not met lipid goals, outside office visits. Listed patients were sent a letter at the start and after 6 months of the study
Cobos <i>et al</i> ⁴³	Hyperlipidaemia	Local	System-initiated	Optional	<ul style="list-style-type: none"> Recommends therapeutic options. Recommends follow-ups. Recommends lab testing 	ESCHM	Not specified	None	Monitored by CDSS	71%	None
Hicks <i>et al</i> (2008) ⁴⁴	Hypertension	Local	System-initiated	Optional	<ul style="list-style-type: none"> Alerts for therapeutic options 	AHA/ACC 2001 guidelines	Not specified	None	Assessed prescription of a recommended drug class within 1 week of clinic visit	NS	None
Lopez <i>et al</i> ⁴⁵	Hypertension	Local	System-initiated	Optional	<ul style="list-style-type: none"> Alerts for missing BP readings Alerts for therapeutic options 	JNC-7 guidelines	eClinicalWorks or MD Land	2-day training at start, 7 training sessions during second year and ad-hoc sessions as needed	Semi-structured interviews	Reported all practices have used all CDSS components	Generates reports of patients by status to manage visits

AHA/AAC, American Heart Association/American College of Cardiology; ATP-III, Adult Treatment Panel-III; CDSS, clinical decision support systems; EHR, electronic health record; ESCHM, The European Society of Cardiology; and other societies for Hypercholesterolemia Management; ICD, International Classification of Diseases; JNC-7, The Seventh Report of the Joint National Committee on Prevention, Detection, Evaluation, and Treatment of High Blood Pressure; NS, not stated.

Table 3 The effects of CDSS on patient health outcomes

Study	Disease	Outcome	Outcome definition	Absolute effects		Usual care	Relative effects	Conclusions	Quality
				Intervention	Intervention				
Schipper <i>et al</i> ³⁸	Diabetes	Odds of patients meeting management goals at the end compared with baseline	Targets undefined	Not reported			ITT: OR=1.02; 95% CI 0.99 to 1.04, p value not reported. PP: OR=1.16; 95% CI 1.08 to 1.25, p<0.001	Intention-to-treat: non-significant odds of intervention patients meeting management goals compared with control patients at 6 months. Per Protocol: significant odds of intervention patients meeting management goals compared with control patients after follow-up period	⊕⊕○○ Low
Gill <i>et al</i> (2017) ³⁹	Diabetes	Difference in A1c from baseline. Difference in LDL-C from baseline. Odds of patients achieving A1c and LDL-C goals	HbA1c goals: <7% and <7.5% in patients with microvascular complications. LDL-C goals: <100 mg/dL	Difference in HbA1c from baseline: -0.08%±1.15%. Difference in LDL-C from baseline: -4.35±24.54 mg/dL	Difference in HbA1c from baseline: -0.14%±1.51%. Difference in LDL-C from baseline: -1.70±26.16 mg/dL		Adjusted HbA1c between-group difference (%): 0.12%, 95% CI 0.02 to 0.22; p=0.02. Adjusted LDL-C between-group difference (mg/dL): 3.57 mg/dL, 95% CI 1.80 to 5.34, p<0.0001. Odds of achieving personalised HbA1c goals: aOR=1.52, 95% CI 1.24 to 1.86, p<0.0001. Odds of achieving HbA1c <7%: 1.56, 95% CI 1.27 to 1.91, p<0.0001. Odds of achieving HbA1c ≤9%: 1.07, 95% CI 0.75 to 1.52, p=0.71. Odds of achieving LDL-C >100 mg/dL: 1.34; 95% CI 1.11 to 1.61, p=0.002	Clinically small, yet statistically significant between-group reductions in HbA1c and LDL-C	⊕⊕⊕○ Moderate
Heselmans <i>et al</i> ⁴⁰	Diabetes	Mean change of HbA1c. Mean change in BP. Mean change in LDL-C levels	NA	Not reported			Between-group difference in HbA1c means: -0.09%, 95% CI -0.18 to 0.01, p=0.06. Between-group change difference in SBP: 0.13% (95% CI -0.91 to 1.16, p=0.81). Between-group change difference in DBP: 0.12% (95% CI -1.25 to 1.49, p=0.86). Between-group change difference in LDL-C: 1.76% (95% CI -0.46 to 3.98, p=0.12)	No significant changes in between-group means for Moderate HbA1c, BP or LDL-C	⊕⊕⊕○ Moderate

Continued

Table 3 Continued

Study	Disease	Outcome	Outcome definition	Absolute effects		Relative effects	Conclusions	Quality
				Intervention	Usual care			
Eccles <i>et al</i> ¹	Asthma and angina	Patient-reported outcomes using generic measures: The Short Form 36 Health Survey Questionnaire (SF-36) and European Quality of Life Five Dimension (EQ-5D). Condition-specific measures: the Seattle Angina Questionnaire and the Newcastle Asthma Symptoms Questionnaire	Not reported			No effect on any patient outcome	⊕⊕○○ Moderate	
Gill <i>et al</i> ²	Hyperlipidaemia	The percentage of patients whose most recent LDL-C was at goal (%)	Defined by the ATP-III guidelines LDL goals: <100 for high-risk, <130 for moderate risk and <160 for low risk patients	High risk: Baseline: 50% End: 53.3% P<0.001 Moderate risk: Baseline: 64.1% End: 64.7% P>0.1 Low risk: Baseline: 88.5% End: 87.9% P<0.05	High risk: Baseline: 52.3% End: 56.1% P<0.001 Moderate risk: Baseline: 67.1% End: 68.5% p<0.001 Low risk: Baseline: 90.2% End: 90.9% P<0.001	High risk: OR=1.17 (95% CI not reported), p<0.05. Moderate risk: OR=0.29 (95% CI not reported), p<0.05. Low risk: OR=1.74 (95% CI not reported), p<0.05	A significant increase in proportion of patients attaining goals for all categories except the moderate-risk IG. No significant difference in improvement in any category compared with the CG	⊕⊕○○ Low
Cobos <i>et al</i> ³	Hyperlipidaemia	Between-group differences in means of lipid values (mg/dL)	NA	TC: 233.8 LDL-C: 149.2 HDL-C: 58.0 Triglycerides: 136.6	TC: 231.0 LDL-C: 146.5 HDL-C: 56.3 Triglycerides: 135.2	Difference, 95% CI, P value TC: -2.8 (-1.7 to -7.3), 0.218 LDL-C: -2.7 (-1.7 to -7.1), 0.227 HDL-C: -1.6 (-0.6 to -3.6), 0.142 Triglycerides: -1.4 (-8.3 to -11.2), 0.766	No impact detected on final lipid values	⊕⊕○○ Moderate
Hicks <i>et al</i> ⁴	Hypertension	Absolute effects: Percentage of patients with controlled BP (%) Mean baseline and end SBP and DBP Relative effects: Odds of BP control at outcome visit Baseline and end difference in SBP and DBP	Controlled BP: <130/80 mm Hg for patients with diabetes or renal failure <140/90 mm Hg for other patients	48% baseline SBP: 136 mm Hg End SBP: 138 mm Hg Baseline DBP: 78 mm Hg End DBP: 77 mm Hg	45% baseline SBP: 138 mm Hg End SBP: 137 mm Hg Baseline DBP: 80 mm Hg End DBP: 78 mm Hg	OR: 0.96 Baseline between-group difference in SBP: 2 mm Hg, p=0.59 Baseline between-group difference in DBP: 2 mm Hg, p=0.07 End between-group difference in SBP: 0 mm Hg, p=0.67 End between-group difference in DBP: 1 mm Hg, p=0.05	No differences between IGs in mean SBP or DBP readings at (end) outcome visits	⊕⊕○○ Low
Lopez <i>et al</i> ⁵	Hypertension	Relative effects: odds of BP control post-intervention	Controlled BP: <140/90 mm Hg for all patients	Not reported		OR=1.36, 95% CI 1.08 to 1.71, p=0.009	Significant odds of improvement of BP in the IG compared with usual care	⊕⊕○○ Low

aOR, adjusted OR; ATP-III, Adult Treatment Panel-III; BP, blood pressure; CG, control group; DBP, diastolic blood pressure; HbA1c, glycated haemoglobin; HDL-C, high-density lipoprotein cholesterol; IG, intervention group; LDL-C, low-density lipoprotein cholesterol; LDL-C, low-density lipoprotein cholesterol; SBP, systolic blood pressure; TC, total cholesterol.

patients without missing HbA1c and LDL-C values were analysed (table 3).

Schnipper *et al* (RCT) reported the odds of patients meeting management goals (table 3).³⁸ Intention-to-treat analysis showed non-significant changes in patients' odds of meeting management goals; a per-protocol analysis, however, showed slightly significant odds of attaining management goals in the intervention group compared with the control group (table 3). Among the three studies, this intervention is the only one that involved user training (table 2). Auxiliary features also included feedback on performance and local user (physician) involvement in the CDSS development process; yet, system usability was reported to be used for only 5.6% of patients (table 2).

Heselmans *et al* (cluster RCT) reported non-significant between-group differences in HbA1c, LDL-C, diastolic blood pressure (DBP) and systolic blood pressure (SBP) (table 3).⁴⁰ Levels of HbA1c were relatively well controlled, with reasonable mean values for HbA1c in both groups at baseline, especially in the control group (table 1).⁴⁰ Subsequent analysis of a subgroup of 601 patients with HbA1c >7.0% retrieved a statistically significant between-group difference in HbA1c favouring the intervention, though not clinically relevant (−0.40% (95% CI −0.70 to −0.09)). The same analysis retrieved non-significant differences in LDL-C and BP. User adherence and usability were not measured.

In all three studies, there was no mention of the provision of reimbursement for the implementation of the CDSS. All CDSS were commercial, and user response to the system alerts was optional.

Asthma and angina

One study assessed the impact of CDSS on self-reported quality of life and condition-specific outcomes in patients with asthma and angina.⁴¹ The angina intervention group acted as the control group for the asthma intervention group and vice versa (justified by authors to eliminate a possible Hawthorne effect in practitioner behaviour on the primary outcome). Questionnaires were administered in three rounds (a year before the intervention, beginning of the intervention and a year after the intervention), which showed non-significant differences in both intervention groups post-intervention (table 3). Completion of the three rounds of questionnaires occurred in 46% and 35% of patients with angina and asthma, respectively. The implemented CDSS were locally produced and embedded in two widely used health systems (table 2). The CDSS were modified 4 months into the study from system to user-initiated, as requested by participating physicians. User training was limited, and system usability was very low, measured using a log with a median of zero user-system interaction during most of the study (table 2).

Hyperlipidaemia

Two studies involved participants with hyperlipidaemia.^{42 43}

The study by Gill *et al* involved implementing a commercial CDSS in participating practices of one institution.⁴² All patients enlisted under participating practices with recorded LDL-C values were enrolled. A high correlation in outcomes was found at baseline and end measurements, causing patients not meeting LDL-C levels after randomisation to be analysed only. The control group also had a lower risk of disease and was significantly younger. Patients were stratified into three guideline-based risk groups, and the percentage of patients reaching the predefined goals at baseline and end were recorded (table 1). All categories in the intervention and control groups showed a significant increase in the proportion of patients attaining lipid goals, except in the moderate-risk group. Calculated differences were not presented; however, p values of differences within the intervention and control groups suggested no significant improvement in any risk category.

In Cobos *et al* despite a usability of 71%, the intervention had no superiority over usual care in terms of between-group differences in lipid values (table 3).⁴³ The study reported >25% patients lost to follow-up for clinic visits or LDL-C testing (table 1).

Hypertension

Two studies assessed the effect of CDSS on BP in hypertensive patients.^{44 45} Both studies employed CDSS that were system-initiated with optional user responses (table 2).

Hicks *et al* reported no differences between intervention groups in BP control (table 3).⁴⁴ Differences in baseline and end SBP and DBP between groups were not significant. Nonetheless, the intervention group had a significantly higher percentage of patients with controlled BP (table 1). No user training was provided, and system usability was not measured (table 2). Less than 80% of recruited patients were followed-up due to withdrawals caused by the study's inclusion criteria, which required patients to have a recorded ethnicity in the EHR. Subsequently, patients without BP recordings were considered uncontrolled. However, a subset analysis excluding these patients still retrieved a non-significant difference in BP values.

Lopez *et al*'s study was a quasi-RCT and reported significant odds of BP improvement in the intervention group compared with the control group (table 3).⁴⁵ Notably, extensive training was provided for participating clinicians compared with all other studies, and semi-structured interviews revealed that all practices appeared to use the system components (table 1).

DISCUSSION

Main findings

As primary care providers are increasingly required to monitor and manage chronic diseases, there is a need to assess the capabilities of CDSS on patient outcomes. This systematic review included the eight available studies on the effect of computerised, knowledge-based,

EHR-embedded CDSS on clinical and patient-reported outcomes. Several study designs were included in the eligibility criteria; however, studies fit for inclusion were trials, namely, RCTs, cluster RCTs and non-RCTs (table 1, online supplemental table 1). Two studies reported a statistically significant impact of CDSS on patient outcomes,^{39 45} one reporting clinically small yet significant reductions in HbA1c and LDL-C and another reporting significant increases in the proportion of hypertensive patients who achieve goals, which may be clinically relevant.⁴⁵ Another two studies reported statistically significant findings but in subgroup analyses.^{38 40} One study reported statistical significance in partial outcomes and three studies did not report any statistically significant impact of CDSS on outcomes at all.^{42–44} Overall, evidence was not conclusive to imply a differential effect, either positive or negative, of clinician use of CDSS on patient or clinical outcomes compared with usual care, mainly due to the quality of evidence impacted by the prominent RoB in the included studies. The systematic review also noted a limited availability of studies evaluating the CDSS of interest directed to clinicians in primary care for the management of the common chronic diseases. This is especially true for COPD, arthritis and osteoporosis, which were eligible conditions, yet no such studies were available.

Implications of the review

The systematic review infers the importance of considering how the interplay of factors such as the nature of a healthcare setting (academic and community) and CDSS interact with clinicians (or users *per se*). System-initiated CDSS seemed to have a better reflection on patient outcomes compared with user-initiated systems; however, this relationship was confounded by many factors such as poor process measures, namely, low system usability and EHR–CDSS interoperability difficulties. A common limitation reported across most studies was poor patient follow-up, which highlights the importance of patient behaviour as a confounding factor to the performance of CDSS interventions in clinical settings. Some interventions included helpful auxiliary features such as involvement of local physicians in CDSS development and feedback on performance; yet, these features did not seem to reflect positively on patient outcomes. Understanding user (clinician) experiences qualitatively in the context of using such CDSS to manage chronic diseases in primary care may be of benefit to inform their practical use. This review assessed CDSS functionality when used by clinicians; however, CDSS accessibility to other members of a multidisciplinary team may have an added positive effect, which could translate into better patient outcomes. Multidisciplinary teams in primary care have been shown to aid successful implementation of CDSS by increasing adherence to CPGs and improving patient outcomes in the absence of CDSS.^{46 47}

The healthcare setting and intervention implementation itself may dictate the success or failure of an intervention. Large academic care settings may be better equipped

with IT and financial resources than community centres to ensure successful implementations of CDSS.⁴⁸ Included studies revealed limitations due to poor implementation of the CDSS, namely, interoperability issues, lack of IT support, poor usability and lack of user training, which could have hindered the intervention from reflecting significant outcomes compared with usual care. Models have been offered to help explicate how structural elements of healthcare settings and various levels of healthcare organisations levelling up to the industry may influence clinician behaviour and uptake of health IT to influence patient outcomes.^{17 49} Finally, it is imperative to consider the effect of non-clinical factors such as patient behaviour outside clinic visits, their perceptions and adherence to clinical advice.⁵⁰

Comparison with previous reviews

Previous reviews of CDSS of multiple types have indicated impact on patient outcomes in some instances. A recent review showed that CDSS systems achieve small to moderate effects on processes of care; yet, the extent of translation to patient outcomes and under what clinical contexts and conditions this was achieved was not determined.²⁴ Previous reviews were not limited to primary care settings and included various other CDSS, namely, paper-based, web-based, stand-alone electronic systems, and patient-directed systems that do not necessarily alert a clinician at the point of care.^{19 21 51} However, reviews assessing the impact of various types of CDSS on chronic disease patient outcomes in primary care identified inconclusive results, with a need to define more clearly the exact role of CDSS compared with usual care in subsequent studies.^{20 23} Reviews evaluating patient outcomes noted conceptual between-study heterogeneity, as this review did, especially when several diseases and clinical outcomes were considered.⁵² In terms of patient outcomes, CDSS seem to affect clinical outcomes for cardiovascular risk factors such as hyperlipidaemia and diabetes.^{11 53} Nevertheless, a much more recent review on the effect of CDSS on cardiovascular risks revealed no definitive clinical benefits after their implementation.⁵³ On the other hand, the evidence is less robust for other non-cardiovascular risk-related chronic conditions such as cancer and other primary care sensitive cases (PCSCs) such as vaccination, which were not part of the eligibility criteria in this review.⁵⁴

A review of CDSS embedded within EHRs in all-purpose healthcare settings on overall mortality and morbidity suggested no effect of CDSS on mortality. However, it noted that potential benefits or risks would highly depend on setting and disease characteristics, which is an evident implication in this review.⁵² A review by Bryan *et al* validated the use of CDSS in primary care to improve outcomes; however, they reported substantial variability in intervention effectiveness related to the type and implementation of the different types of CDSS.²³ Additionally, other reviews incorporated studies that involved the use of CDSS by multidisciplinary care members,

reflecting positive clinical outcomes with shared decision-making.^{19 51 55}

Unanswered questions and future research

More research is needed to establish the effectiveness of EHR-embedded CDSS on clinical outcomes of patients with chronic diseases treated in primary care settings. Further studies involving patients with chronic diseases are needed for robust evidence. Moreover, it may not be reasonable to evaluate the intervention's efficacy based on older studies, given the exponential growth and rapid advancements in the field of CDSS.⁵⁶ Future research could include practitioner-related cost effectiveness and patient-related outcomes to present an ampler perspective on the effect of this type of CDSS to inform policy-making and clinicians. Other PCSCs can be studied for a broader scope, including cancer, mental health illnesses and preventative interventions such as vaccination.⁵⁷ Research around prolonged evaluations of CDSS is needed. Longer-term studies may account for potential implementation barriers that could take place. Additionally, it would be beneficial to synthesise findings on the effect of this particular type of CDSS on patient outcomes, when operated within a multidisciplinary team of non-clinician providers. It is worth noting that patient outcomes are not always addressed efficiently in trials, among the reasons is the possibility of having subjective, composite or surrogate outcomes, which do not necessarily translate into real-life patient outcome improvements.⁵⁸ Hence, including observational studies in updated reviews may be useful. Additionally, no studies of registries embedded with CDSS fit the eligibility criteria, suggesting a potentially greater inclination to embed CDSS with EHRs currently. There also seems to be a dearth of studies evaluating non-cardiovascular risk-related chronic diseases post-implementation of CDSS linked with EHRs, as no studies evaluating patients with COPD, osteoporosis and arthritis were eligible.

Strengths and limitations

This systematic review focuses on interventions involving a specific type of CDSS—those that are knowledge-based, coupled with EHR systems, that provide electronic alerts and are used by physicians in primary care to support chronic disease management. To the authors' knowledge, no such review exists considering this combined focus and given the attention these systems are increasingly gaining in primary care settings.²⁹ As an example of the novelty of this review, compared with previous reviews with the most similar focus to our own by Bryan and Boren²³ and Bright *et al.*¹⁹ this review included studies not featured in these previous reviews such as the studies by Schnipper *et al.*, Gill *et al.*, Heselmans *et al.* and Hicks *et al.*^{38–40 44} Application of the eligibility criteria identified eight studies for inclusion, which may be a small number given the recent growth of interest in CDSS in healthcare settings.⁵⁹ Nevertheless, piloting

the electronic search strategy and supplementing it with hand searching of reference lists of previous reviews in the field permitted a sufficient level of confidence that all relevant articles, against the eligibility criteria, were included for synthesis. The review also contributes to the knowledge provided by a recent review that focuses on process outcomes.²⁴

Some limitations arose from methodological constraints. Studies were of an average of 1-year duration, which makes it difficult to deduce long-term effects on patient outcomes. Nine common chronic diseases were included in the syntax.²⁸ However, there was an absence of eligible studies in five of them, which limited the number of studies for inclusion. Although a selection of nine chronic diseases was included in the syntax, these covered the most common chronic diseases, as done by Reynold *et al.*²⁸ The review could have covered other PCSCs for a broader scope, including cancer and mental health illnesses, per se. The included studies were also of low-to-moderate quality of evidence. Additionally, our review does not report on process outcomes. The decision to exclude process outcomes such as practitioner-related outcomes, namely, clinician adherence to CPGs was made to channel the research question to focus on where the most significant knowledge gap lies, as the effect of CDSS on patient outcomes remains largely uncertain.^{19–21 23 24} Nevertheless, capturing those outcomes would have provided a more comprehensive assessment on the effect of CDSS for the management of patients with chronic disease in primary care. The heterogeneity in study intervention components, participant covariates, setting attributes and CDSS characteristics rendered outcome pooling in a meta-analysis not suitable.

Conclusion

This systematic review aimed to assess the impact of CDSS integrated with EHRs on patient-reported and clinical outcomes of chronic disease patients in primary care settings. A definite conclusion on the intervention effect on outcomes could not be drawn due to between-study heterogeneity and methodological risks, reflecting an immature research area. Intervention characteristics and implementation approaches may have an impact on outcomes from CDSS use and we make reference to the literature in this area that may guide and help evaluate successful implementations of CDSS in practice. Further studies are needed to formulate more robust inferences and validate the intervention's effect on patient outcomes. With the continuous rise in the prevalence of chronic diseases, it is essential to understand how enhancing primary care management using IT support could support improved outcomes. Practical applications of CDSS evaluations in the healthcare workflow and setting should be sustained to suitably determine the actual effectiveness of CDSS and support improved implementation efforts into practice. Strengthening the clinical benefit of CDSS and determining their cost

effectiveness could inform policy-making of enhanced primary healthcare of chronic disease management.

Author affiliations

- ¹Self Care Academic Research Unit, Imperial College London, London, UK
²Department of Primary Care and Public Health, Imperial Centre for Cardiovascular Disease Prevention, Imperial College London, London, UK
³Imperial Centre for Cardiovascular Disease Prevention (ICCP), Department of Primary Care and Public Health, School of Public Health, Imperial College London, London, United Kingdom, London, UK
⁴Department of Medicine, Faculty of Medicine, University of Seville, Seville, Spain
⁵Clinical Epidemiology and Vascular Risk, Instituto de Biomedicina de Sevilla, IBISe/Hospital Universitario Virgen del Rocío/Universidad de Sevilla/CSIC, Seville, Spain
⁶Department of Primary Care Clinical Sciences, Institute of Applied Health Research, University of Birmingham, Birmingham, UK
⁷Department of Primary Care and Public Health, School of Public Health, Imperial College London, London, UK

Acknowledgements The authors would like to thank the library services team at Imperial College London. Special thanks to Rebecca Jones for her support in reviewing the search strategy. KID acknowledges support from a PhD studentship from the National Institute for Health Research (NIHR) under the Applied Health Research (ARC) programme for North West London, UK (the views expressed in this publication are those of the authors and not necessarily those of the NHS, the NIHR or the Department of Health). AJV-V acknowledges support from a fellowship from the 'Programa Beatriz Galindo' from the Ministry of Universities of Spain, and University of Seville, Spain.

Contributors RI conceived the original study concept with input from NM. NM and AJV-V led the overall study design and supervised the subsequent steps of the study. MIEA and KID designed the search strategy with supervision from the other authors and conducted the literature search, data extraction and quality assessment of studies. MLEA wrote the first draft of the manuscript. All authors participated in the interpretation of data, have critically reviewed the manuscript and provided edits and comments, and approved its final submission. NM acts as the guarantor and RI and NM are joint principal/last authors.

Funding The authors have not declared a specific grant for this research from any funding agency in the public, commercial or not-for-profit sectors.

Competing interests RI and NM are employees of Cerner UK, a health technology organisation. AJV-V reports past or current participation in investigator-initiated research grants to Imperial College London from Pfizer, Amgen, Sanofi, MSD, Daiichi Sankyo and Regeneron, honoraria for lectures from Amgen, Mylan and Akcea, and steering committee/consulting fees from Radcliffe Cardiology and Bayer, all outside the submitted work. KID reports past or current participation in investigator-initiated research grants to Imperial College London from Amgen, Sanofi, MSD, Daiichi Sankyo and Regeneron and consulting fees from Bayer, all outside the submitted work.

Patient consent for publication Not applicable.

Ethics approval This study does not involve human participants. The present work relied on already published aggregated data and ethics committee approval was unnecessary.

Provenance and peer review Not commissioned; externally peer reviewed.

Data availability statement Data sharing not applicable as no datasets generated and/or analysed for this study. The present work relied on already published aggregated data.

Supplemental material This content has been supplied by the author(s). It has not been vetted by BMJ Publishing Group Limited (BMJ) and may not have been peer-reviewed. Any opinions or recommendations discussed are solely those of the author(s) and are not endorsed by BMJ. BMJ disclaims all liability and responsibility arising from any reliance placed on the content. Where the content includes any translated material, BMJ does not warrant the accuracy and reliability of the translations (including but not limited to local regulations, clinical guidelines, terminology, drug names and drug dosages), and is not responsible for any error and/or omissions arising from translation and adaptation or otherwise.

Open access This is an open access article distributed in accordance with the Creative Commons Attribution Non Commercial (CC BY-NC 4.0) license, which permits others to distribute, remix, adapt, build upon this work non-commercially, and license their derivative works on different terms, provided the original work is

properly cited, appropriate credit is given, any changes made indicated, and the use is non-commercial. See: <http://creativecommons.org/licenses/by-nc/4.0/>.

ORCID iD

Marie line El Asmar <http://orcid.org/0000-0002-8481-6431>

REFERENCES

- 1 Viswanathan M, Golin CE, Jones CD, *et al*. Interventions to improve adherence to self-administered medications for chronic diseases in the United States: a systematic review. *Ann Intern Med* 2012;157:785–95.
- 2 CDC. Health and economic costs of chronic diseases. Available: <https://www.cdc.gov/chronicdisease/about/costs/index.htm>
- 3 van Oostrom SH, Picavet HSJ, de Bruin SR, *et al*. Multimorbidity of chronic diseases and health care utilization in general practice. *BMC Fam Pract* 2014;15:61.
- 4 Lehnert T, Heider D, Leicht H, *et al*. Review: health care utilization and costs of elderly persons with multiple chronic conditions. *Med Care Res Rev* 2011;68:387–420.
- 5 WHO. Innovative care for chronic conditions: building blocks for action. Available: <http://www.who.int/chp/knowledge/publications/iccpreport/en/>
- 6 Francesconi P, Ballo P, Profili F. Chronic care model for the management of patients with heart failure in primary care. *Health Serv Insights* 2019;12:117863291986620.
- 7 Stellefson M, Dipnarine K, Stopka C. The chronic care model and diabetes management in US primary care settings: a systematic review. *Prev Chronic Dis* 2013;10:E26.
- 8 Oprea L, Cojocaru D, Sandu A. The chronic care model (CCM) and the social gradient in health. *Revista de Cercetare si Interventie Sociala* 2013;41:176–89.
- 9 Murad MH. Clinical practice guidelines: a primer on development and dissemination. *Mayo Clin Proc* 2017;92:423–33.
- 10 Fürthauer J, Flamm M, Sönnichsen A. Patient and physician related factors of adherence to evidence based guidelines in diabetes mellitus type 2, cardiovascular disease and prevention: a cross sectional study. *BMC Fam Pract* 2013;14:47.
- 11 Nichol MB, Knight TK, Priest JL, *et al*. Nonadherence to clinical practice guidelines and medications for multiple chronic conditions in a California Medicaid population. *J Am Pharm Assoc* 2010;50:496–507.
- 12 Wasylewicz ATM, Scheepers-Hoeks, clinical decision support systems. *Fundamental Clin Data Sci* 2018.
- 13 Jao C. Efficient decision support systems: practice and challenges in biomedical related domain. *BoD-Books on Demand* 2011.
- 14 Haynes RB, Wilczynski NL, Computerized Clinical Decision Support System (CCDSS) Systematic Review Team. Effects of computerized clinical decision support systems on practitioner performance and patient outcomes: methods of a decision-maker-researcher partnership systematic review. *Implement Sci* 2010;5:12.
- 15 Sutton RT, Pincock D, Baumgart DC, *et al*. An overview of clinical decision support systems: benefits, risks, and strategies for success. *NPJ Digit Med* 2020;3:17.
- 16 Shortliffe EH, Shortliffe EH, Cimino JJ. *Biomedical informatics: computer applications in health care and biomedicine*. Springer, 2014.
- 17 Kaushal JSA, Alison E, Sarah N. Effects of workload, work complexity, and repeated alerts on alert fatigue in a clinical decision support system. *BMC Med Inform Decision Making* 2017;17:1–9.
- 18 Shahsavarani AM. Clinical decision support systems (CDSS): state of the art review of literature. *Int J Med Rev* 2015;2:299–308.
- 19 Bright TJ, Wong A, Dhurjati R, *et al*. Effect of clinical decision-support systems: a systematic review. *Ann Intern Med* 2012;157:29–43.
- 20 Souza NM, Sebaldt RJ, Mackay JA, *et al*. Computerized clinical decision support systems for primary preventive care: a decision-maker-researcher partnership systematic review of effects on process of care and patient outcomes. *Implement Sci* 2011;6:87.
- 21 Garg AX, Adhikari NKJ, McDonald H, *et al*. Effects of computerized clinical decision support systems on practitioner performance and patient outcomes: a systematic review. *JAMA* 2005;293:1223–38.
- 22 Lobach D, Sanders GD, Bright TJ. Methods: Agency for Healthcare Research and Quality (US) 2012.
- 23 Bryan C, Boren SA. The use and effectiveness of electronic clinical decision support tools in the ambulatory/primary care setting: a systematic review of the literature. *Inform Prim Care* 2008;16:79–91.
- 24 Kwan JL, Lo L, Ferguson J, *et al*. Computerised clinical decision support systems and absolute improvements in care: meta-analysis of controlled clinical trials. *BMJ* 2020;370:m3216.



- 25 Moher D, Liberati A, Tetzlaff J, *et al.* Preferred reporting items for systematic reviews and meta-analyses: the PRISMA statement. *PLoS Med* 2009;6:e1000097.
- 26 Liberati A, Altman DG, Tetzlaff J, *et al.* The PRISMA statement for reporting systematic reviews and meta-analyses of studies that evaluate healthcare interventions: explanation and elaboration. *BMJ* 2009;339:b2700.
- 27 Howard C. Subject and course guides: evidence based medicine: PICO. Available: <https://researchguides.uic.edu/c.php?g=252338&p=3954402>
- 28 Reynolds R, Dennis S, Hasan I, *et al.* A systematic review of chronic disease management interventions in primary care. *BMC Fam Pract* 2018;19:1–3.
- 29 Jansma EP, Vries RD. Patient reported outcome measures (PROMs). bmi-online search blocks. Available: <https://blocks.bmi-online.nl/catalog/248>
- 30 Data extraction forms. Available: <https://dplp.cochrane.org/data-extraction-forms>
- 31 Lobach D, Sanders GD, Bright TJ. *Data abstraction guidance*. Agency for Healthcare Research and Quality (US), 2012.
- 32 Zhao KF, Kelsey Y, Matthew CT. Risk of bias tools in systematic reviews of health interventions: an analysis of PROSPERO-registered protocols. *System Rev* 2019;8:1–9.
- 33 Higgins JPT, Altman DG, Gotzsche PC, *et al.* The Cochrane collaboration's tool for assessing risk of bias in randomised trials. *BMJ* 2011;343:d5928.
- 34 Higgins JP, Savović J, Page MJ, *et al.* Assessing risk of bias in a randomized trial. *Cochrane Handbook Syst Rev Intervent* 2019;23:205–28.
- 35 Ryan R, Hill S, Prictor M. *Cochrane consumers & communication review group study quality guide, guide for review authors on assessing study quality*, 2013.
- 36 BMJ Best Practice. What is GRADE? Available: <https://bestpractice.bmj.com/info/toolkit/learn-ebm/what-is-grade/>
- 37 Meader N, King K, Llewellyn A, *et al.* A checklist designed to aid consistency and reproducibility of GRADE assessments: development and pilot validation. *Syst Rev* 2014;3:82.
- 38 Schnipper JL, Linder JA, Palchuk MB, *et al.* Effects of documentation-based decision support on chronic disease management. *Am J Manag Care* 2010;16:SP72–81.
- 39 Gill J, Kucharski K, Turk B, *et al.* Using electronic clinical decision support in patient-centered medical homes to improve management of diabetes in primary care: the decide study. *J Ambul Care Manage* 2019;42:105–15.
- 40 Heselmans A, Delvaux N, Laenen A, *et al.* Computerized clinical decision support system for diabetes in primary care does not improve quality of care: a cluster-randomized controlled trial. *Implement Sci* 2020;15:5.
- 41 Eccles M, McColl E, Steen N. Computerised evidence-based guidelines may not improve asthma or angina management in primary care. *Evidence-Based Healthcare* 2003;7:81–2.
- 42 Gill JM, Chen YX, Glutting JJ, *et al.* Impact of decision support in electronic medical records on lipid management in primary care. *Popul Health Manag* 2009;12:221–6.
- 43 Cobos A, Vilaseca J, Asenjo C. Cost effectiveness of a clinical decision support system based on the recommendations of the European Society of Cardiology and other societies for the management of hypercholesterolemia. *Disease Manage Health Outcome* 2005;13:421–32.
- 44 Hicks LS, Sequist TD, Ayanian JZ, *et al.* Impact of computerized decision support on blood pressure management and control: a randomized controlled trial. *J Gen Intern Med* 2008;23:429–41.
- 45 Lopez PM, Divney A, Goldfeld K, *et al.* Feasibility and outcomes of an electronic health record intervention to improve hypertension management in Immigrant-serving primary care practices. *Med Care* 2019;57:S164–71.
- 46 Goud R, de Keizer NF, ter Riet G, *et al.* Effect of guideline based computerised decision support on decision making of multidisciplinary teams: cluster randomised trial in cardiac rehabilitation. *BMJ* 2009;338:b1440.
- 47 Manns BJ, Tonelli M, Zhang J, *et al.* Enrolment in primary care networks: impact on outcomes and processes of care for patients with diabetes. *Can Med Assoc J* 2012;184:E144–52.
- 48 McClellan SR, Casalino LP, Shortell SM, *et al.* When does adoption of health information technology by physician practices lead to use by physicians within the practice? *J Am Med Inform Assoc* 2013;20:e26–32.
- 49 Latoszek-Berendsen A, Tange H, van den Herik HJ, *et al.* From clinical practice guidelines to computer-interpretable guidelines. A literature overview. *Methods Inf Med* 2010;49:550–70.
- 50 Hajjaj FM, Salek MS, Basra MKA, *et al.* Non-clinical influences on clinical decision-making: a major challenge to evidence-based practice. *J R Soc Med* 2010;103:178–87.
- 51 Varghese J, Kleine M, Gessner SI, *et al.* Effects of computerized decision support system implementations on patient outcomes in inpatient care: a systematic review. *J Am Med Inform Assoc* 2018;25:593–602.
- 52 Moja L, Kwag KH, Lytras T, *et al.* Effectiveness of computerized decision support systems linked to electronic health records: a systematic review and meta-analysis. *Am J Public Health* 2014;104:e12–22. doi:10.2105/AJPH.2014.302164
- 53 Groenhof TKJ, Asselbergs FW, Groenwold RHH, *et al.* The effect of computerized decision support systems on cardiovascular risk factors: a systematic review and meta-analysis. *BMC Med Inform Decis Mak* 2019;19:108.
- 54 Roshanov PS, Misra S, Gerstein HC, *et al.* Computerized clinical decision support systems for chronic disease management: a decision-maker-researcher partnership systematic review. *Implement Sci* 2011;6:92.
- 55 Kooij L, Groen WG, van Harten WH. The effectiveness of information Technology-Supported shared care for patients with chronic disease: a systematic review. *J Med Internet Res* 2017;19:e221.
- 56 Castaneda C, Nalley K, Mannion C, *et al.* Clinical decision support systems for improving diagnostic accuracy and achieving precision medicine. *J Clin Bioinforma* 2015;5:4.
- 57 Gibbons RJ, Chatterjee K, Daley J, *et al.* ACC/AHA/ACP-ASIM guidelines for the management of patients with chronic stable angina: a report of the American College of Cardiology/American heart association Task force on practice guidelines (Committee on management of patients with chronic stable angina). *J Am Coll Cardiol* 1999;33:2092–197.
- 58 Heneghan C, Goldacre B, Mahtani KR. Why clinical trial outcomes fail to translate into benefits for patients. *Trials* 2017;18:1–7.
- 59 Afzal M, Hussain M, Ali T, *et al.* Knowledge-based query construction using the CDSS knowledge base for efficient evidence retrieval. *Sensors* 2015;15:21294–314.

Supplementary Material

Supplementary Table 1: Eligibility criteria defined by PICOS

P	<p>Participants:</p> <ul style="list-style-type: none"> - Patients above 18 years with one or more concurrent chronic condition, regardless of sex, education, marital status, employment status, income, or other socioeconomic factors who were managed in a primary care setting using a EHR or clinical registry) supported by a computerised, knowledge-based CDSS. - Chronic conditions were defined and limited to the following conditions: <ul style="list-style-type: none"> o Asthma, chronic obstructive pulmonary disease (COPD), heart failure, myocardial ischemia, hypertension, type II diabetes mellitus, hyperlipidaemia, arthritis, and osteoporosis.
I	<p>Interventions: Computerised knowledge based CDSS embedded EHRs or clinical registries in primary care settings as an intervention with the following inclusion and exclusion criteria:</p> <p>Studies will be included if:</p> <ul style="list-style-type: none"> - They focus on evaluating a CDSS for medical management of the selected chronic diseases - The CDSS is of knowledge-based type (informed by CPGs). - Included CDSS is synchronous, meaning alerts are electronically presented to the clinician in real-time during the physician-patient encounter. - The CDSS users are primary care physicians (PCPs). - They report at least: one quantifiable patient clinical outcome/patient-related measure in adult populations in the specified chronic disease entities <p>Studies will be excluded if:</p> <ul style="list-style-type: none"> - Not published in English. - Not conducted in primary care settings. - Include care provided by subspecialized physicians (not PCPs). - Evaluates a CDSS for other outcome measures such as system usability, or other quality outcomes, not including patient or clinical outcomes. - Interventions that are used for other direct care purposes other than chronic disease management or non-direct care purposes, such as research purposes. - Evaluate the effect of a CDSS in other diseases not specified in the inclusion criteria. - Include a CDSS that does not produce real-time recommendations based on CPGs (non-knowledge based CDSS). - Web-based CDSS, paper-based CDSS, standalone CDSS (not integrated with EHRs), CDSS integrated with EHR but not producing electronic alerts, and other CDSS that use e-mail, phone, or pagers to notify the user. - Studies without a comparator group - Comparator group is another type of CDSS.
C	<p>Comparators: Usual care not utilising CDSS</p>
O	<p>Outcomes:</p> <ul style="list-style-type: none"> - Patient-related health and clinical outcomes in chronic disease management (such as HBA1C, FEV₁, or other biomarkers of chronic diseases), morbidity, mortality, HRQoL, preventable co-morbidities, or disease activity) - Practitioner-related, patient-related, and cost-effectiveness outcomes were not included.
S	<p>Study types: Randomised controlled trials (RCTs), cluster RCTs, quasi-RCTs, interrupted time series (ITS) and controlled before-and-after (CBA) studies</p>

Supplementary Table 2: List of search terms

CDSS terms	Dashboard*, registry, clinical decision support system*, medical order entry system*, computerized physician order entry system*, CPOE, order set*, computer assisted decision making, (computer\$ adj3 decision\$), knowledge management system*, case-finding algorithm*, advisory decision support, (computer* adj2 therap*)
------------	---

AND

General Practice/Primary care	general practi*, family practice, family clinic*, family practi*, family physician*, family doctor*, primary care physician*, primary care clinic*, primary care practi*
-------------------------------	--

OR each of the below individual entities combined with AND

Chronic Disease Entities	
Asthma	asthma*, antiasthma*, wheez*, (bronch* adj3 spasm*), bronchoconstrict*, (bronch\$ adj3 constrict\$), ((bronchial\$ or respiratory or airway\$ or lung\$) adj3 (hypersensitiv\$ or hyperreactiv\$ or allerg\$ or insufficiency)),
Heart Failure/Myocardial Ischemia	(heart* adj2 decomp*), ((heart* or cardiac* or myocard*) adj2 (fail* or insuff* or infarct* or ishcem* or disease*)), ((heart* or cardiac* or myocard*) adj2 (fail* or insuff* or infarct* or ishcem* or disease*))
Hypertension	((elevat\$ or increas\$ or lower or high or rais\$ or rising) adj2 (arterial pressure or blood pressure or diastolic pressure or systolic pressure)), hypertens\$ or prehypertens\$),
Diabetes Mellitus	(IDDM or T2DM or T2D), (insulin* depend* or insulin?depend*), (non insulin* depend* or noninsulin* depend* or non insulin?depend* or noninsulin?depend*), diabet*.
Hyperlipidemia	LDL, (dyslipid?emia* or lipoprotein* or dyslipidprotein?emia* or hyperlipoprotein?emia), (hyperlipid?emia* or cholesterol* or lip?emia* or hypercholesterol?emia* or hypercholester?emia* or hyperlip?emia* or triglycerid* or hypertriglycerid?emia*),
COPD	(COPD or COAD or COBD or AECB), ((obstruct\$ adj3 lung\$) or (obstruct\$ adj 3 airway\$)), (obstruct\$ adj3 pulmonary), (chronic* adj3 bronchiti*), emphysema*.,
Arthritis	Osteoarthritis, undifferentiated oligoarthritis, ((rheumatoid or reumatoid or revmatoid or rheumatic or reumatic or revmatic or rheumat\$ or reumat\$ or revmarthrit\$) adj3 (arthrit\$ or artrit\$ or diseas\$ or condition\$ or nodule\$)), (joint pain or chronic joint symptoms or gonarthrosis or osteoarthrosis or astoarthrosis or degenerative arthritis or joint diseases or arthralgia),
Osteoporosis	Densitometry, osteopenia, bone mass, bone densit*, osteoporos?s, (osteoporosis or osteopenia or (bone and (density or mass or loss)) or hepatic osteodystrophy),

Supplementary Table 3 - Full Search Strategy

Full Medline Search Strategy

- 1 Dashboard*.mp. [mp=title, abstract, original title, name of substance word, subject heading word, floating sub-heading word, keyword heading word, organism supplementary concept word, protocol supplementary concept word, rare disease supplementary concept word, unique identifier, synonyms] (1228)
- 2 registry.mp. [mp=title, abstract, original title, name of substance word, subject heading word, floating sub-heading word, keyword heading word, organism supplementary concept word, protocol supplementary concept word, rare disease supplementary concept word, unique identifier, synonyms] (109312)
- 3 registries.mp. [mp=title, abstract, original title, name of substance word, subject heading word, floating sub-heading word, keyword heading word, organism supplementary concept word, protocol supplementary concept word, rare disease supplementary concept word, unique identifier, synonyms] (104552)
- 4 exp Registries/ (95452)
- 5 1 or 2 or 3 or 4 (173943)
- 6 exp Decision Support Systems, Clinical/ (7925)
- 7 clinical decision support system*.mp. [mp=title, abstract, original title, name of substance word, subject heading word, floating sub-heading word, keyword heading word, organism supplementary concept word, protocol supplementary concept word, rare disease supplementary concept word, unique identifier, synonyms] (2132)
- 8 medical order entry system*.mp. [mp=title, abstract, original title, name of substance word, subject heading word, floating sub-heading word, keyword heading word, organism supplementary concept word, protocol supplementary concept word, rare disease supplementary concept word, unique identifier, synonyms] (2297)
- 9 computeri?ed physician order entry system*.mp. [mp=title, abstract, original title, name of substance word, subject heading word, floating sub-heading word, keyword heading word, organism supplementary concept word, protocol supplementary concept word, rare disease supplementary concept word, unique identifier, synonyms] (224)
- 10 CPOE.mp. [mp=title, abstract, original title, name of substance word, subject heading word, floating sub-heading word, keyword heading word, organism supplementary concept word, protocol supplementary concept word, rare disease supplementary concept word, unique identifier, synonyms] (1113)
- 11 order set*.mp. [mp=title, abstract, original title, name of substance word, subject heading word, floating sub-heading word, keyword heading word, organism supplementary concept word, protocol supplementary concept word, rare disease supplementary concept word, unique identifier, synonyms] (1009)
- 12 exp Decision Making, Computer-Assisted/ (144386)
- 13 computer assisted decision making.mp. [mp=title, abstract, original title, name of substance word, subject heading word, floating sub-heading word, keyword heading word, organism supplementary concept word, protocol supplementary concept word, rare disease supplementary concept word, unique identifier, synonyms] (76)
- 14 (computer\$ adj3 decision\$).mp. [mp=title, abstract, original title, name of substance word, subject heading word, floating sub-heading word, keyword heading word, organism supplementary concept word, protocol supplementary concept word, rare disease supplementary concept word, unique identifier, synonyms] (4723)

- 15 knowledge management system*.mp. [mp=title, abstract, original title, name of substance word, subject heading word, floating sub-heading word, keyword heading word, organism supplementary concept word, protocol supplementary concept word, rare disease supplementary concept word, unique identifier, synonyms] (109)
- 16 case-finding algorithm*.mp. [mp=title, abstract, original title, name of substance word, subject heading word, floating sub-heading word, keyword heading word, organism supplementary concept word, protocol supplementary concept word, rare disease supplementary concept word, unique identifier, synonyms] (84)
- 17 advisory decision support.mp. [mp=title, abstract, original title, name of substance word, subject heading word, floating sub-heading word, keyword heading word, organism supplementary concept word, protocol supplementary concept word, rare disease supplementary concept word, unique identifier, synonyms] (1)
- 18 exp Therapy, Computer-Assisted/ (63908)
- 19 (computer* adj2 therap*).mp. [mp=title, abstract, original title, name of substance word, subject heading word, floating sub-heading word, keyword heading word, organism supplementary concept word, protocol supplementary concept word, rare disease supplementary concept word, unique identifier, synonyms] (8758)
- 20 exp Reminder Systems/ (3443)
- 21 6 or 7 or 8 or 9 or 10 or 11 or 12 or 13 or 14 or 15 or 16 or 17 or 18 or 19 or 20 (159108)
- 22 5 or 21 (331941)
- 23 exp Asthma/ (127501)
- 24 asthma*.mp. [mp=title, abstract, original title, name of substance word, subject heading word, floating sub-heading word, keyword heading word, organism supplementary concept word, protocol supplementary concept word, rare disease supplementary concept word, unique identifier, synonyms] (179286)
- 25 antiasthma*.mp. [mp=title, abstract, original title, name of substance word, subject heading word, floating sub-heading word, keyword heading word, organism supplementary concept word, protocol supplementary concept word, rare disease supplementary concept word, unique identifier, synonyms] (1458)
- 26 exp Respiratory Sounds/ (12994)
- 27 wheez*.mp. [mp=title, abstract, original title, name of substance word, subject heading word, floating sub-heading word, keyword heading word, organism supplementary concept word, protocol supplementary concept word, rare disease supplementary concept word, unique identifier, synonyms] (13724)
- 28 exp Bronchial Spasm/ (4303)
- 29 (bronch* adj3 spasm*).mp. [mp=title, abstract, original title, name of substance word, subject heading word, floating sub-heading word, keyword heading word, organism supplementary concept word, protocol supplementary concept word, rare disease supplementary concept word, unique identifier, synonyms] (4523)
- 30 exp Bronchoconstriction/ (4131)
- 31 bronchoconstrict*.mp. [mp=title, abstract, original title, name of substance word, subject heading word, floating sub-heading word, keyword heading word, organism supplementary concept word, protocol supplementary concept word, rare disease supplementary concept word, unique identifier, synonyms] (11491)

- 32 (bronch\$ adj3 constrict\$).mp. [mp=title, abstract, original title, name of substance word, subject heading word, floating sub-heading word, keyword heading word, organism supplementary concept word, protocol supplementary concept word, rare disease supplementary concept word, unique identifier, synonyms] (715)
- 33 exp Bronchial Hyperreactivity/ (7348)
- 34 exp Respiratory Hypersensitivity/ (154474)
- 35 ((bronchial\$ or respiratory or airway\$ or lung\$) adj3 (hypersensitiv\$ or hyperreactiv\$ or allerg\$ or insufficiency)).mp. [mp=title, abstract, original title, name of substance word, subject heading word, floating sub-heading word, keyword heading word, organism supplementary concept word, protocol supplementary concept word, rare disease supplementary concept word, unique identifier, synonyms] (66254)
- 36 23 or 24 or 25 or 26 or 27 or 28 or 29 or 30 or 31 or 32 or 33 or 34 or 35 (261794)
- 37 exp Heart Failure/ (120835)
- 38 (heart* adj2 decomp*).mp. [mp=title, abstract, original title, name of substance word, subject heading word, floating sub-heading word, keyword heading word, organism supplementary concept word, protocol supplementary concept word, rare disease supplementary concept word, unique identifier, synonyms] (4261)
- 39 ((heart* or cardiac* or myocard*) adj2 (fail* or insuff* or infarct* or ishcem* or disease*)).mp. [mp=title, abstract, original title, name of substance word, subject heading word, floating sub-heading word, keyword heading word, organism supplementary concept word, protocol supplementary concept word, rare disease supplementary concept word, unique identifier, synonyms] (664015)
- 40 ((heart* or cardiac* or myocard*) adj2 (fail* or insuff* or infarct* or ishcem* or disease*)).mp. [mp=title, abstract, original title, name of substance word, subject heading word, floating sub-heading word, keyword heading word, organism supplementary concept word, protocol supplementary concept word, rare disease supplementary concept word, unique identifier, synonyms] (664015)
- 41 exp Myocardial Ischemia/ (428216)
- 42 exp Coronary Disease/ (216812)
- 43 37 or 38 or 39 or 40 or 41 or 42 (842183)
- 44 exp Hypertension/ (253393)
- 45 exp Essential Hypertension/ (2255)
- 46 (hypertens\$ or prehypertens\$).mp. [mp=title, abstract, original title, name of substance word, subject heading word, floating sub-heading word, keyword heading word, organism supplementary concept word, protocol supplementary concept word, rare disease supplementary concept word, unique identifier, synonyms] (510526)
- 47 ((elevat\$ or increas\$ or lower or high or rais\$ or rising) adj2 (arterial pressure or blood pressure or diastolic pressure or systolic pressure)).mp. [mp=title, abstract, original title, name of substance word, subject heading word, floating sub-heading word, keyword heading word, organism supplementary concept word, protocol supplementary concept word, rare disease supplementary concept word, unique identifier, synonyms] (63244)
- 48 44 or 45 or 46 or 47 (537839)
- 49 exp Diabetes Mellitus/ (423542)

- 50 diabet*.mp. [mp=title, abstract, original title, name of substance word, subject heading word, floating sub-heading word, keyword heading word, organism supplementary concept word, protocol supplementary concept word, rare disease supplementary concept word, unique identifier, synonyms] (693674)
- 51 (non insulin* depend* or noninsulin* depend* or non insulin?depend* or noninsulin?depend*).mp. [mp=title, abstract, original title, name of substance word, subject heading word, floating sub-heading word, keyword heading word, organism supplementary concept word, protocol supplementary concept word, rare disease supplementary concept word, unique identifier, synonyms] (12372)
- 52 (insulin* depend* or insulin?depend*).mp. [mp=title, abstract, original title, name of substance word, subject heading word, floating sub-heading word, keyword heading word, organism supplementary concept word, protocol supplementary concept word, rare disease supplementary concept word, unique identifier, synonyms] (29531)
- 53 (IDDM or T2DM or T2D).mp. [mp=title, abstract, original title, name of substance word, subject heading word, floating sub-heading word, keyword heading word, organism supplementary concept word, protocol supplementary concept word, rare disease supplementary concept word, unique identifier, synonyms] (37329)
- 54 exp Diabetes Mellitus, Type 2/ (132230)
- 55 49 or 50 or 51 or 52 or 53 or 54 (697363)
- 56 exp Hyperlipidemias/ (65918)
- 57 exp Dyslipidemias/ (79414)
- 58 exp Cholesterol/ (159670)
- 59 (hyperlipid?emia* or cholesterol* or lip?emia* or hypercholesterol?emia* or hypercholester?emia* or hyperlip?emia* or triglycerid* or hypertriglycerid?emia*).mp. [mp=title, abstract, original title, name of substance word, subject heading word, floating sub-heading word, keyword heading word, organism supplementary concept word, protocol supplementary concept word, rare disease supplementary concept word, unique identifier, synonyms] (389543)
- 60 (dyslipid?emia* or lipoprotein* or dyslipidprotein?emia* or hyperlipoprotein?emia*).mp. [mp=title, abstract, original title, name of substance word, subject heading word, floating sub-heading word, keyword heading word, organism supplementary concept word, protocol supplementary concept word, rare disease supplementary concept word, unique identifier, synonyms] (209412)
- 61 LDL.mp. [mp=title, abstract, original title, name of substance word, subject heading word, floating sub-heading word, keyword heading word, organism supplementary concept word, protocol supplementary concept word, rare disease supplementary concept word, unique identifier, synonyms] (101128)
- 62 56 or 57 or 58 or 59 or 60 or 61 (479855)
- 63 exp Pulmonary Disease, Chronic Obstructive/ (55377)
- 64 exp Lung Diseases, Obstructive/ (210481)
- 65 emphysema*.mp. [mp=title, abstract, original title, name of substance word, subject heading word, floating sub-heading word, keyword heading word, organism supplementary concept word, protocol supplementary concept word, rare disease supplementary concept word, unique identifier, synonyms] (35893)

- 66 (chronic* adj3 bronchiti*).mp. [mp=title, abstract, original title, name of substance word, subject heading word, floating sub-heading word, keyword heading word, organism supplementary concept word, protocol supplementary concept word, rare disease supplementary concept word, unique identifier, synonyms] (11493)
- 67 (obstruct\$ adj3 pulmonary).mp. [mp=title, abstract, original title, name of substance word, subject heading word, floating sub-heading word, keyword heading word, organism supplementary concept word, protocol supplementary concept word, rare disease supplementary concept word, unique identifier, synonyms] (67392)
- 68 ((obstruct\$ adj3 lung\$) or (obstruct\$ adj 3 airway\$)).mp. [mp=title, abstract, original title, name of substance word, subject heading word, floating sub-heading word, keyword heading word, organism supplementary concept word, protocol supplementary concept word, rare disease supplementary concept word, unique identifier, synonyms] (24368)
- 69 (COPD or COAD or COBD or AECB).mp. [mp=title, abstract, original title, name of substance word, subject heading word, floating sub-heading word, keyword heading word, organism supplementary concept word, protocol supplementary concept word, rare disease supplementary concept word, unique identifier, synonyms] (46979)
- 70 63 or 64 or 65 or 66 or 67 or 68 or 69 (256014)
- 71 exp Arthritis/ (258204)
- 72 exp Osteoarthritis/ (62805)
- 73 osteoarthritis.mp. [mp=title, abstract, original title, name of substance word, subject heading word, floating sub-heading word, keyword heading word, organism supplementary concept word, protocol supplementary concept word, rare disease supplementary concept word, unique identifier, synonyms] (88630)
- 74 exp Joint Diseases/ (378029)
- 75 exp Arthralgia/ (13069)
- 76 (joint pain or chronic joint symptoms or gonarthrosis or osteoarthrosis or astoarthrosis or degenerative arthritis or joint diseases or arthralgia).mp. [mp=title, abstract, original title, name of substance word, subject heading word, floating sub-heading word, keyword heading word, organism supplementary concept word, protocol supplementary concept word, rare disease supplementary concept word, unique identifier, synonyms] (49768)
- 77 ((rheumatoid or reumatoid or revmatoid or rheumatic or reumatic or revmatic or rheumat\$ or reumat\$ or revmarthrit\$) adj3 (arthrit\$ or artrit\$ or diseas\$ or condition\$ or nodule\$)).mp. [mp=title, abstract, original title, name of substance word, subject heading word, floating sub-heading word, keyword heading word, organism supplementary concept word, protocol supplementary concept word, rare disease supplementary concept word, unique identifier, synonyms] (176792)
- 78 undifferentiated oligoarthritis.mp. [mp=title, abstract, original title, name of substance word, subject heading word, floating sub-heading word, keyword heading word, organism supplementary concept word, protocol supplementary concept word, rare disease supplementary concept word, unique identifier, synonyms] (36)
- 79 71 or 72 or 73 or 74 or 75 or 76 or 77 or 78 (466351)
- 80 exp Osteoporosis/ (55499)
- 81 (osteoporosis or osteopenia or (bone and (density or mass or loss)) or hepatic osteodystrophy).mp. [mp=title, abstract, original title, name of substance word, subject heading word, floating sub-heading word, keyword heading

word, organism supplementary concept word, protocol supplementary concept word, rare disease supplementary concept word, unique identifier, synonyms] (229156)

82 osteoporos?s.mp. [mp=title, abstract, original title, name of substance word, subject heading word, floating sub-heading word, keyword heading word, organism supplementary concept word, protocol supplementary concept word, rare disease supplementary concept word, unique identifier, synonyms] (86861)

83 exp Bone Density/ (52984)

84 bone densit*.mp. [mp=title, abstract, original title, name of substance word, subject heading word, floating sub-heading word, keyword heading word, organism supplementary concept word, protocol supplementary concept word, rare disease supplementary concept word, unique identifier, synonyms] (70284)

85 exp Bone Demineralization, Pathologic/ (652)

86 exp Bone Diseases, Metabolic/ (76180)

87 bone mass.mp. [mp=title, abstract, original title, name of substance word, subject heading word, floating sub-heading word, keyword heading word, organism supplementary concept word, protocol supplementary concept word, rare disease supplementary concept word, unique identifier, synonyms] (18851)

88 osteopenia.mp. [mp=title, abstract, original title, name of substance word, subject heading word, floating sub-heading word, keyword heading word, organism supplementary concept word, protocol supplementary concept word, rare disease supplementary concept word, unique identifier, synonyms] (9555)

89 exp Densitometry/ (34775)

90 densitometry.mp. [mp=title, abstract, original title, name of substance word, subject heading word, floating sub-heading word, keyword heading word, organism supplementary concept word, protocol supplementary concept word, rare disease supplementary concept word, unique identifier, synonyms] (20649)

91 80 or 81 or 82 or 83 or 84 or 85 or 86 or 87 or 88 or 89 or 90 (266936)

92 exp General Practitioners/ (7841)

93 exp General Practice/ (74873)

94 general practi*.mp. [mp=title, abstract, original title, name of substance word, subject heading word, floating sub-heading word, keyword heading word, organism supplementary concept word, protocol supplementary concept word, rare disease supplementary concept word, unique identifier, synonyms] (91362)

95 exp Physicians, Family/ (16348)

96 exp Family Practice/ (65161)

97 family practice.mp. [mp=title, abstract, original title, name of substance word, subject heading word, floating sub-heading word, keyword heading word, organism supplementary concept word, protocol supplementary concept word, rare disease supplementary concept word, unique identifier, synonyms] (68324)

98 family clinic*.mp. [mp=title, abstract, original title, name of substance word, subject heading word, floating sub-heading word, keyword heading word, organism supplementary concept word, protocol supplementary concept word, rare disease supplementary concept word, unique identifier, synonyms] (470)

- 99 family physician*.mp. [mp=title, abstract, original title, name of substance word, subject heading word, floating sub-heading word, keyword heading word, organism supplementary concept word, protocol supplementary concept word, rare disease supplementary concept word, unique identifier, synonyms] (14677)
- 100 family practi*.mp. [mp=title, abstract, original title, name of substance word, subject heading word, floating sub-heading word, keyword heading word, organism supplementary concept word, protocol supplementary concept word, rare disease supplementary concept word, unique identifier, synonyms] (69798)
- 101 family doctor*.mp. [mp=title, abstract, original title, name of substance word, subject heading word, floating sub-heading word, keyword heading word, organism supplementary concept word, protocol supplementary concept word, rare disease supplementary concept word, unique identifier, synonyms] (4649)
- 102 primary care physician*.mp. [mp=title, abstract, original title, name of substance word, subject heading word, floating sub-heading word, keyword heading word, organism supplementary concept word, protocol supplementary concept word, rare disease supplementary concept word, unique identifier, synonyms] (19694)
- 103 primary care clinic*.mp. [mp=title, abstract, original title, name of substance word, subject heading word, floating sub-heading word, keyword heading word, organism supplementary concept word, protocol supplementary concept word, rare disease supplementary concept word, unique identifier, synonyms] (7532)
- 104 exp Physicians, Primary Care/ (3421)
- 105 primary care practi*.mp. [mp=title, abstract, original title, name of substance word, subject heading word, floating sub-heading word, keyword heading word, organism supplementary concept word, protocol supplementary concept word, rare disease supplementary concept word, unique identifier, synonyms] (7576)
- 106 92 or 93 or 94 or 95 or 96 or 97 or 98 or 99 or 100 or 101 or 102 or 103 or 104 or 105 (180127)
- 107 22 and 106 (4326)
- 108 91 and 107 (50)
- 109 79 and 107 (76)
- 110 70 and 107 (184)
- 111 62 and 107 (206)
- 112 55 and 107 (568)
- 113 48 and 107 (239)
- 114 43 and 107 (343)
- 115 36 and 107 (148)
- 116 108 or 109 or 110 or 111 or 112 or 113 or 114 or 115 (1211)
- 117 from 116 keep 1-1211 (1211)

Full Embase Search Strategy

- 1 Dashboard*.mp. [mp=title, abstract, heading word, drug trade name, original title, device manufacturer, drug manufacturer, device trade name, keyword, floating subheading word, candidate term word] (2390)
- 2 registry.mp. [mp=title, abstract, heading word, drug trade name, original title, device manufacturer, drug manufacturer, device trade name, keyword, floating subheading word, candidate term word] (208322)
- 3 registries.mp. [mp=title, abstract, heading word, drug trade name, original title, device manufacturer, drug manufacturer, device trade name, keyword, floating subheading word, candidate term word] (39715)
- 4 exp register/ (115531)
- 5 1 or 2 or 3 or 4 (266586)
- 6 exp clinical decision support system/ (3039)
- 7 clinical decision support system*.mp. [mp=title, abstract, heading word, drug trade name, original title, device manufacturer, drug manufacturer, device trade name, keyword, floating subheading word, candidate term word] (4672)
- 8 medical order entry system*.mp. [mp=title, abstract, heading word, drug trade name, original title, device manufacturer, drug manufacturer, device trade name, keyword, floating subheading word, candidate term word] (136)
- 9 computerized physician order entry system*.mp. [mp=title, abstract, heading word, drug trade name, original title, device manufacturer, drug manufacturer, device trade name, keyword, floating subheading word, candidate term word] (362)
- 10 CPOE.mp. [mp=title, abstract, heading word, drug trade name, original title, device manufacturer, drug manufacturer, device trade name, keyword, floating subheading word, candidate term word] (1664)
- 11 order set*.mp. [mp=title, abstract, heading word, drug trade name, original title, device manufacturer, drug manufacturer, device trade name, keyword, floating subheading word, candidate term word] (2621)
- 12 exp decision support system/ (25185)
- 13 computer assisted decision making.mp. [mp=title, abstract, heading word, drug trade name, original title, device manufacturer, drug manufacturer, device trade name, keyword, floating subheading word, candidate term word] (116)
- 14 (computer\$ adj3 decision\$).mp. [mp=title, abstract, heading word, drug trade name, original title, device manufacturer, drug manufacturer, device trade name, keyword, floating subheading word, candidate term word] (2950)
- 15 knowledge management system*.mp. [mp=title, abstract, heading word, drug trade name, original title, device manufacturer, drug manufacturer, device trade name, keyword, floating subheading word, candidate term word] (141)
- 16 case-finding algorithm*.mp. [mp=title, abstract, heading word, drug trade name, original title, device manufacturer, drug manufacturer, device trade name, keyword, floating subheading word, candidate term word] (141)

- 17 advisory decision support.mp. [mp=title, abstract, heading word, drug trade name, original title, device manufacturer, drug manufacturer, device trade name, keyword, floating subheading word, candidate term word] (1)
- 18 exp computer assisted therapy/ (15163)
- 19 (computer* adj2 therap*).mp. [mp=title, abstract, heading word, drug trade name, original title, device manufacturer, drug manufacturer, device trade name, keyword, floating subheading word, candidate term word] (5331)
- 20 exp reminder system/ (2611)
- 21 6 or 7 or 8 or 9 or 10 or 11 or 12 or 13 or 14 or 15 or 16 or 17 or 18 or 19 or 20 (48813)
- 22 5 or 21 (314449)
- 23 exp asthma/ (275547)
- 24 asthma*.mp. [mp=title, abstract, heading word, drug trade name, original title, device manufacturer, drug manufacturer, device trade name, keyword, floating subheading word, candidate term word] (309894)
- 25 antiasthma*.mp. [mp=title, abstract, heading word, drug trade name, original title, device manufacturer, drug manufacturer, device trade name, keyword, floating subheading word, candidate term word] (9548)
- 26 exp abnormal respiratory sound/ (60406)
- 27 wheez*.mp. [mp=title, abstract, heading word, drug trade name, original title, device manufacturer, drug manufacturer, device trade name, keyword, floating subheading word, candidate term word] (33727)
- 28 exp bronchospasm/ (27974)
- 29 (bronch* adj3 spasm*).mp. [mp=title, abstract, heading word, drug trade name, original title, device manufacturer, drug manufacturer, device trade name, keyword, floating subheading word, candidate term word] (861)
- 30 exp bronchoconstriction/ (29996)
- 31 bronchoconstrict*.mp. [mp=title, abstract, heading word, drug trade name, original title, device manufacturer, drug manufacturer, device trade name, keyword, floating subheading word, candidate term word] (12976)
- 32 (bronch\$ adj3 constrict\$).mp. [mp=title, abstract, heading word, drug trade name, original title, device manufacturer, drug manufacturer, device trade name, keyword, floating subheading word, candidate term word] (1187)
- 33 exp bronchus hyperreactivity/ (12410)
- 34 exp respiratory tract allergy/ (316133)
- 35 ((bronchial\$ or respiratory or airway\$ or lung\$) adj3 (hypersensitiv\$ or hyperreactiv\$ or allerg\$ or insufficiency)).mp. [mp=title, abstract, heading word, drug trade name, original title, device manufacturer, drug manufacturer, device trade name, keyword, floating subheading word, candidate term word] (55027)
- 36 23 or 24 or 25 or 26 or 27 or 28 or 29 or 30 or 31 or 32 or 33 or 34 or 35 (435382)
- 37 22 and 36 (3673)
- 38 exp heart failure/ (531445)

- 39 (heart* adj2 decomp*).mp. [mp=title, abstract, heading word, drug trade name, original title, device manufacturer, drug manufacturer, device trade name, keyword, floating subheading word, candidate term word] (9079)
- 40 ((heart* or cardiac* or myocard*) adj2 (fail* or insuff* or infarct* or ishcem* or disease*)).mp. [mp=title, abstract, heading word, drug trade name, original title, device manufacturer, drug manufacturer, device trade name, keyword, floating subheading word, candidate term word] (1152207)
- 41 exp heart muscle ischemia/ (94337)
- 42 exp coronary artery disease/ (340285)
- 43 38 or 39 or 40 or 41 or 42 (1486256)
- 44 22 and 43 (46272)
- 45 exp hypertension/ (772502)
- 46 exp essential hypertension/ (30699)
- 47 (hypertens\$ or prehypertens\$).mp. [mp=title, abstract, heading word, drug trade name, original title, device manufacturer, drug manufacturer, device trade name, keyword, floating subheading word, candidate term word] (988948)
- 48 ((elevat\$ or increas\$ or lower or high or rais\$ or rising) adj2 (arterial pressure or blood pressure or diastolic pressure or systolic pressure)).mp. [mp=title, abstract, heading word, drug trade name, original title, device manufacturer, drug manufacturer, device trade name, keyword, floating subheading word, candidate term word] (92975)
- 49 45 or 46 or 47 or 48 (1084030)
- 50 22 and 49 (18606)
- 51 exp diabetes mellitus/ (1000793)
- 52 diabet*.mp. [mp=title, abstract, heading word, drug trade name, original title, device manufacturer, drug manufacturer, device trade name, keyword, floating subheading word, candidate term word] (1186708)
- 53 (non insulin* depend* or noninsulin* depend* or non insulin?depend* or noninsulin?depend*).mp. [mp=title, abstract, heading word, drug trade name, original title, device manufacturer, drug manufacturer, device trade name, keyword, floating subheading word, candidate term word] (257419)
- 54 (insulin* depend* or insulin?depend*).mp. [mp=title, abstract, heading word, drug trade name, original title, device manufacturer, drug manufacturer, device trade name, keyword, floating subheading word, candidate term word] (355610)
- 55 (IDDM or T2DM or T2D).mp. [mp=title, abstract, heading word, drug trade name, original title, device manufacturer, drug manufacturer, device trade name, keyword, floating subheading word, candidate term word] (63858)
- 56 51 or 52 or 53 or 54 or 55 (1195069)
- 57 22 and 56 (26835)
- 58 exp hyperlipidemia/ (164564)
- 59 exp dyslipidemia/ (70815)

- 60 exp cholesterol/ (335599)
- 61 (hyperlipid?emia* or cholesterol* or lip?emia* or hypercholesterol?emia* or hypercholester?emia* or hyperlip?emia* or triglycerid* or hypertriglycerid?emia*).mp. [mp=title, abstract, heading word, drug trade name, original title, device manufacturer, drug manufacturer, device trade name, keyword, floating subheading word, candidate term word] (619049)
- 62 (dyslipid?emia* or lipoprotein* or dyslipidprotein?emia* or hyperlipoprotein?emia*).mp. [mp=title, abstract, heading word, drug trade name, original title, device manufacturer, drug manufacturer, device trade name, keyword, floating subheading word, candidate term word] (401478)
- 63 LDL.mp. [mp=title, abstract, heading word, drug trade name, original title, device manufacturer, drug manufacturer, device trade name, keyword, floating subheading word, candidate term word] (117119)
- 64 58 or 59 or 60 or 61 or 62 or 63 (764638)
- 65 22 and 64 (8600)
- 66 exp chronic obstructive lung disease/ (134392)
- 67 emphysema*.mp. [mp=title, abstract, heading word, drug trade name, original title, device manufacturer, drug manufacturer, device trade name, keyword, floating subheading word, candidate term word] (58780)
- 68 (chronic* adj3 bronchiti*).mp. [mp=title, abstract, heading word, drug trade name, original title, device manufacturer, drug manufacturer, device trade name, keyword, floating subheading word, candidate term word] (23183)
- 69 (obstruct\$ adj3 pulmonary).mp. [mp=title, abstract, heading word, drug trade name, original title, device manufacturer, drug manufacturer, device trade name, keyword, floating subheading word, candidate term word] (82519)
- 70 ((obstruct\$ adj 3 lung\$) or (obstruct\$ adj 3 airway\$)).mp. [mp=title, abstract, heading word, drug trade name, original title, device manufacturer, drug manufacturer, device trade name, keyword, floating subheading word, candidate term word] (1)
- 71 (COPD or COAD or COBD or AECB).mp. [mp=title, abstract, heading word, drug trade name, original title, device manufacturer, drug manufacturer, device trade name, keyword, floating subheading word, candidate term word] (90187)
- 72 66 or 67 or 68 or 69 or 70 or 71 (226781)
- 73 22 and 72 (3785)
- 74 exp arthritis/ (511276)
- 75 exp osteoarthritis/ (137512)
- 76 exp osteoarthritis/ (137512)
- 77 osteoarthritis.mp. [mp=title, abstract, heading word, drug trade name, original title, device manufacturer, drug manufacturer, device trade name, keyword, floating subheading word, candidate term word] (149492)
- 78 exp arthropathy/ (816046)
- 79 exp arthralgia/ (61579)

- 80 (joint pain or chronic joint symptoms or gonarthrosis or osteoarthrosis or astoarthrosis or degenerative arthritis or joint diseases or arthralgia).mp. [mp=title, abstract, heading word, drug trade name, original title, device manufacturer, drug manufacturer, device trade name, keyword, floating subheading word, candidate term word] (79510)
- 81 ((rheumatoid or reumatoid or revmatoid or rheumatic or reumatic or revmatic or rheumat\$ or reumat\$ or revmarthrit\$) adj3 (arthrit\$ or artrit\$ or diseas\$ or condition\$ or nodule\$)).mp. [mp=title, abstract, heading word, drug trade name, original title, device manufacturer, drug manufacturer, device trade name, keyword, floating subheading word, candidate term word] (304665)
- 82 ((rheumatoid or reumatoid or revmatoid or rheumatic or reumatic or revmatic or rheumat\$ or reumat\$ or revmarthrit\$) adj3 (arthrit\$ or artrit\$ or diseas\$ or condition\$ or nodule\$)).mp. [mp=title, abstract, heading word, drug trade name, original title, device manufacturer, drug manufacturer, device trade name, keyword, floating subheading word, candidate term word] (304665)
- 83 undifferentiated oligoarthritis.mp. [mp=title, abstract, heading word, drug trade name, original title, device manufacturer, drug manufacturer, device trade name, keyword, floating subheading word, candidate term word] (39)
- 84 74 or 75 or 76 or 77 or 78 or 79 or 80 or 81 or 82 or 83 (897748)
- 85 22 and 84 (13224)
- 86 exp osteoporosis/ (134965)
- 87 (osteoporosis or osteopenia or (bone and (density or mass or loss)) or hepatic osteodystrophy).mp. [mp=title, abstract, heading word, drug trade name, original title, device manufacturer, drug manufacturer, device trade name, keyword, floating subheading word, candidate term word] (383399)
- 88 osteoporos?s.mp. [mp=title, abstract, heading word, drug trade name, original title, device manufacturer, drug manufacturer, device trade name, keyword, floating subheading word, candidate term word] (160054)
- 89 exp bone density/ (93700)
- 90 bone densit*.mp. [mp=title, abstract, heading word, drug trade name, original title, device manufacturer, drug manufacturer, device trade name, keyword, floating subheading word, candidate term word] (108740)
- 91 exp bone demineralization/ (137263)
- 92 bone mass.mp. [mp=title, abstract, heading word, drug trade name, original title, device manufacturer, drug manufacturer, device trade name, keyword, floating subheading word, candidate term word] (38017)
- 93 osteopenia.mp. [mp=title, abstract, heading word, drug trade name, original title, device manufacturer, drug manufacturer, device trade name, keyword, floating subheading word, candidate term word] (23760)
- 94 exp bone densitometry/ (5807)
- 95 densitometry.mp. [mp=title, abstract, heading word, drug trade name, original title, device manufacturer, drug manufacturer, device trade name, keyword, floating subheading word, candidate term word] (34380)
- 96 86 or 87 or 88 or 89 or 90 or 91 or 92 or 93 or 94 or 95 (411752)
- 97 22 and 96 (3018)
- 98 exp general practitioner/ (102749)
- 99 exp general practice/ (84760)

- 100 general practi*.mp. [mp=title, abstract, heading word, drug trade name, original title, device manufacturer, drug manufacturer, device trade name, keyword, floating subheading word, candidate term word] (208636)
- 101 family practice.mp. [mp=title, abstract, heading word, drug trade name, original title, device manufacturer, drug manufacturer, device trade name, keyword, floating subheading word, candidate term word] (9954)
- 102 family clinic*.mp. [mp=title, abstract, heading word, drug trade name, original title, device manufacturer, drug manufacturer, device trade name, keyword, floating subheading word, candidate term word] (652)
- 103 family practi*.mp. [mp=title, abstract, heading word, drug trade name, original title, device manufacturer, drug manufacturer, device trade name, keyword, floating subheading word, candidate term word] (12786)
- 104 family physician.mp. [mp=title, abstract, heading word, drug trade name, original title, device manufacturer, drug manufacturer, device trade name, keyword, floating subheading word, candidate term word] (6553)
- 105 family doctor.mp. [mp=title, abstract, heading word, drug trade name, original title, device manufacturer, drug manufacturer, device trade name, keyword, floating subheading word, candidate term word] (4317)
- 106 98 or 99 or 100 or 101 or 102 or 103 or 104 or 105 (216919)
- 107 97 and 106 (71)
- 108 85 and 106 (192)
- 109 73 and 106 (173)
- 110 65 and 106 (271)
- 111 57 and 106 (738)
- 112 50 and 106 (341)
- 113 44 and 106 (612)
- 114 37 and 106 (180)
- 115 107 or 108 or 109 or 110 or 111 or 112 or 113 or 114 (1655)

Full Health Management Information Consortium Search Strategy

1. Dashboard*.mp. [mp=title, other title, abstract, heading words]
2. registry.mp. [mp=title, other title, abstract, heading words]
3. registries.mp. [mp=title, other title, abstract, heading words]
4. exp Registers/ or exp Medical registers/ or exp Patient registers/ or exp Disease registers/
5. 1 or 2 or 3 or 4
6. exp Information systems/ or exp Decision support systems/
7. clinical decision support system*.mp. [mp=title, other title, abstract, heading words]
8. medical order entry system*.mp. [mp=title, other title, abstract, heading words]
9. computeri?ed physician order entry system*.mp. [mp=title, other title, abstract, heading words]
10. CPOE.mp. [mp=title, other title, abstract, heading words]
11. order set*.mp. [mp=title, other title, abstract, heading words]
12. computer assisted decision making.mp. [mp=title, other title, abstract, heading words]
13. (computer\$ adj3 decision\$).mp. [mp=title, other title, abstract, heading words]
14. knowledge management system*.mp. [mp=title, other title, abstract, heading words]
15. case-finding algorithm*.mp. [mp=title, other title, abstract, heading words]
16. advisory decision support.mp. [mp=title, other title, abstract, heading words]
17. exp Computer systems/
18. (computer* adj2 therap*).mp. [mp=title, other title, abstract, heading words]
19. 6 or 7 or 8 or 9 or 10 or 11 or 12 or 13 or 14 or 15 or 16 or 17 or 18
20. 5 or 19
21. exp Asthma/
22. asthma*.mp. [mp=title, other title, abstract, heading words]
23. antiasthma*.mp. [mp=title, other title, abstract, heading words]
24. exp Bronchial spasm/ or exp Lung function/
25. wheez*.mp. [mp=title, other title, abstract, heading words]
26. exp Bronchial spasm/
27. (bronch* adj3 spasm*).mp. [mp=title, other title, abstract, heading words]
28. bronchoconstrict*.mp. [mp=title, other title, abstract, heading words]
29. (bronch\$ adj3 constrict\$).mp. [mp=title, other title, abstract, heading words]
30. ((bronchial\$ or respiratory or airway\$ or lung\$) adj3 (hypersensitiv\$ or hyperreactiv\$ or allerg\$ or insufficiency)).mp. [mp=title, other title, abstract, heading words]
31. 21 or 22 or 23 or 24 or 25 or 26 or 27 or 28 or 29 or 30
32. exp Heart diseases/ or exp Coronary diseases/ or exp Congestive heart failure/
33. (heart* adj2 decomp*).mp. [mp=title, other title, abstract, heading words]

34. ((heart* or cardiac* or myocard*) adj2 (fail* or insuff* or infarct* or ishcem* or disease*)).mp.
[mp=title, other title, abstract, heading words]
35. exp Cardiovascular diseases/
36. exp Heart diseases/ or exp Heart arrest/ or exp Myocardial infarction/
37. 32 or 33 or 34 or 35 or 36
38. exp Hypertension/
39. (hypertens\$ or prehypertens\$).mp. [mp=title, other title, abstract, heading words]
40. ((elevat\$ or increas\$ or lower or high or rais\$ or rising) adj2 (arterial pressure or blood pressure or diastolic pressure or systolic pressure)).mp. [mp=title, other title, abstract, heading words]
41. exp Diabetes/
42. diabet*.mp. [mp=title, other title, abstract, heading words]
43. (non insulin* depend* or noninsulin* depend* or non insulin?depend* or noninsulin?depend*).mp. [mp=title, other title, abstract, heading words]
44. (insulin* depend* or insulin?depend*).mp. [mp=title, other title, abstract, heading words]
45. (IDDM or T2DM or T2D).mp. [mp=title, other title, abstract, heading words]
46. 41 or 42 or 43 or 44 or 45
47. exp Hyperlipidaemia/
48. exp Cholesterol measurement/ or exp Cholesterol/
49. (hyperlipid?emia* or cholesterol* or lip?emia* or hypercholesterol?emia* or hypercholester?emia* or hyperlip?emia* or triglycerid* or hypertriglycerid?emia*).mp.
[mp=title, other title, abstract, heading words]
50. (dyslipid?emia* or lipoprotein* or dyslipidprotein?emia* or hyperlipoprotein?emia*).mp.
[mp=title, other title, abstract, heading words]
51. LDL.mp. [mp=title, other title, abstract, heading words]
52. 47 or 48 or 49 or 50 or 51
53. exp chronic obstructive pulmonary disease/
54. emphysema*.mp. [mp=title, other title, abstract, heading words]
55. (chronic* adj3 bronchiti*).mp. [mp=title, other title, abstract, heading words]
56. (obstruct\$ adj3 pulmonary).mp. [mp=title, other title, abstract, heading words]
57. ((obstruct\$ adj3 lung\$) or (obstruct\$ adj 3 airway\$)).mp. [mp=title, other title, abstract, heading words]
58. (COPD or COAD or COBD or AECB).mp. [mp=title, other title, abstract, heading words]
59. 53 or 54 or 55 or 56 or 57 or 58
60. exp Arthritis/
61. exp Osteoarthritis/

62. Arthritis/ or exp Rheumatoid arthritis/
63. exp Joint diseases/ or exp Bone diseases/
64. (joint pain or chronic joint symptoms or gonarthrosis or osteoarthrosis or astoarthrosis or degenerative arthritis or joint diseases or arthralgia).mp. [mp=title, other title, abstract, heading words]
65. ((rheumatoid or reumatoid or revmatoid or rheumatic or reumatic or revmatic or rheumat\$ or reumat\$ or revmarthrit\$) adj3 (arthrit\$ or artrit\$ or diseas\$ or condition\$ or nodule\$)).mp. [mp=title, other title, abstract, heading words]
66. ((rheumatoid or reumatoid or revmatoid or rheumatic or reumatic or revmatic or rheumat\$ or reumat\$ or revmarthrit\$) adj3 (arthrit\$ or artrit\$ or diseas\$ or condition\$ or nodule\$)).mp. [mp=title, other title, abstract, heading words]
67. undifferentiated oligoarthritis.mp. [mp=title, other title, abstract, heading words]
68. 60 or 61 or 62 or 63 or 64 or 65 or 66 or 67
69. exp Osteoporosis/
70. (osteoporosis or osteopenia or (bone and (density or mass or loss)) or hepatic osteodystrophy).mp. [mp=title, other title, abstract, heading words]
71. osteoporos?s.mp. [mp=title, other title, abstract, heading words]
72. bone densit*.mp. [mp=title, other title, abstract, heading words]
73. bone mass.mp. [mp=title, other title, abstract, heading words]
74. osteopenia.mp. [mp=title, other title, abstract, heading words]
75. densitometry.mp. [mp=title, other title, abstract, heading words]
76. 69 or 70 or 71 or 72 or 73 or 74 or 75
77. exp General practitioners/
78. exp General practice/
79. general practi*.mp. [mp=title, other title, abstract, heading words]
80. family clinic*.mp. [mp=title, other title, abstract, heading words]
81. family practi*.mp. [mp=title, other title, abstract, heading words]
82. family physician*.mp. [mp=title, other title, abstract, heading words]
83. family doctor*.mp. [mp=title, other title, abstract, heading words]
84. primary care physician*.mp. [mp=title, other title, abstract, heading words]
85. primary care clinic*.mp. [mp=title, other title, abstract, heading words]
86. primary care practi*.mp. [mp=title, other title, abstract, heading words]
87. 77 or 78 or 79 or 80 or 81 or 82 or 83 or 84 or 85 or 86
88. 20 and 87
89. 31 and 88

90. 37 and 88
91. 38 or 39 or 40
92. 88 and 91
93. 46 and 88
94. 52 and 88
95. 59 and 88
96. 68 and 88
97. 76 and 88
98. 89 or 90 or 92 or 93 or 94 or 95 or 96 or 97
































































Full Scopus Search Strategy




```

( ( "Dashboard" OR "registry" OR "registries" OR "clinical decision support system" OR "medical order
entry system" OR "CPOE" OR "decision support system" OR "computer assisted decision
making" OR "case-finding algorithm" OR "advisory decision support" OR "computer assisted
therapy" ) AND ( "general practi*" OR "family practi*" OR "family clinic*" OR "family
physician" OR "family doctor" OR "primary care clinic*" OR " primary care
physician" ) ) AND ( ( "asthma*" "wheez*" OR "bronchus hyperreactivity" OR "heart
failure" OR "heart insufficiency" OR "cardiac failure" OR " cardiac insufficiency" OR "myocardial
infarction" OR "myocardial insufficiency" OR "myocardial ischemia" OR "cardiac
disease" OR "coronary artery disease" ) OR ( "diabet*" OR ( "non insulin* depend*" OR "noninsulin*
depend*" OR "non insulin
depend*" OR "noninsulin?depend*" ) OR "IDDM" OR "T2DM" OR "T2D" ) OR ( "hyperlipidemia"
OR "dyslipidemia" OR "hyperlipid?emia*" OR "cholesterol*" OR "lip?emia*" OR "hypercholesterol?e
mia*" OR "hypercholester?emia*" OR "hyperlip?emia*" OR "triglycerid*" OR "hypertriglycerid?emia*"
OR "dyslipid?emia*" OR "lipoprotein*" OR "dyslipidprotein?emia*" OR "hyperlipoprotein?emia*" OR
"chronic obstructive lung disease" OR "emphysema*" OR ( "obstruct* N/3lung*" ) OR ( "obstruct* N/3
airway*" ) ) OR copd OR coad OR cobd OR aecb ) OR ( "hypertension" OR "Prehypertension" OR ( (
"elevat* OR increas* OR lower OR high OR rais* OR rising" ) W/2 ( "arterial pressure" OR "blood
pressure" OR "diastolic pressure" OR "systolic
pressure" ) ) ) OR ( "arthritis" OR "osteoarthritis" OR "joint pain" OR "chronic joint
symptoms" OR "gonarthrosis" OR "osteoarthrosis" OR "arthrosis" OR "degenerative
arthritis" OR "joint
diseases" OR "arthralgia" OR "rheumat*" OR "reumat*" OR "arthrit*" OR "artrit*" ) OR ( "osteopo
rosis" OR "osteopenia" OR bone AND density AND loss OR "osteopenia" OR "bone mass
loss" ) ) AND NOT INDEX ( medline ) AND ( LIMIT-TO ( SRCTYPE , "j" ) ) AND ( LIMIT-
TO ( DOCTYPE , "ar" ) ) AND ( LIMIT-TO ( SUBJAREA , "MEDI" ) ) AND ( LIMIT-
TO ( LANGUAGE , "English" ) )

```

Supplementary Table 4: Risk of bias in included studies as per the Cochrane tool

Trial	Random sequence generation	Allocation concealment	Blinding of participants and personnel	Blinding of outcome assessment	Incomplete outcome data	Selective outcome reporting	Other bias	Selective recruitment of cluster members
Shnipper et al.(2010)								NA
Gill et al. (2017)								
Hesselman et al.(2020)								
Eccles et al. (2002)								
Gill et al. (2009)								
Cobos et al. (2006)								
Hicks et al. (2008)								
Lopez et al. (2019)								

Key
 Low risk
 High risk
 Unclear

Supplementary Table 5: Adapted risk of bias table detailing methodological risks and characteristics. PCPs refers to primary care practitioners (clinicians)

Trial	Randomization				Baseline Comparability				Blinding			Withdrawal		
	Truly Random	Allocation Concealment	Number Stated		Presented	Achieved	Inclusion/Exclusion Criteria Specified		Assessors	Patients	PCPs	>80% in final analysis	Reason stated	Intention to treat
			Patients	PCPs			Patients	PCPs						
Shnipper et al.(2010)	✓	✗	✓	✗	✓	✓	✓	✓	NS	NS	NA	✗	NS	✓
Gill et al. (2017)	✗	✗	✓	✓	✓	✗	✓	✓	✓	✗	NA	✗	✓	✗
Hesselman et al.(2020)	✓	✓	✓	✓	✗	✓	✓	✓	✓	✓	NA	✗	✓	✓
Eccles et al. (2002)	✓	✓	✓	✓	⚠	⚠	✓	✓	✓	✓	NA	✗	✓	✓
Gill et al. (2009)	⚠	✗	✓	✓	✓	✗	✓	✓	✗	✗	NA	⚠	✓	✗
Cobos et al. (2006)	✓	✓	✓	✓	✓	✓	✓	✓	NS	NS	NA	✗	✓	✓
Hicks et al. (2008)	⚠	✗	⚠	✓	✗	✓	✓	✓	NS	NS	NA	✗	✓	✓
Lopez et al. (2019)	✗	✗	✗	✗	✗	✗	✓	✓	✗	✗	NA	⚠	NA	⚠

Key

✓	Adequately addressed
⚠	Partially addressed
✗	Not adequately addressed
NS	Not stated
NA	Not applicable

Risk of Bias Assessment: Type 2 Diabetes Mellitus

Referring to **Supplementary Tables 4 and 5**, Schnipper et al was rated at 'low risk' for random sequence generation as a random number generation on Excel was used¹. Allocation concealment was rated as 'high' after considering the randomisation an open allocation method. Blinding of personnel was not cited. Thus, it was rated as unclear. There was no mention of withdrawals; hence, the risk was unclear for incomplete outcome reporting. All outcomes set to be studied were reported, and no other risks related to study funding were detected.

Gill et al's study was rated at 'high risk' for incomplete and selective outcome reporting due to analysing subgroups of patients for A1C and LDL-C for the narrated study limitations in the following section². Randomisation was at 'high risk' since clusters of practices were allocated based on the number of clinicians. Although the randomisation method could be considered open to predictability, eligibility criteria for patients within clusters of practices were pre-defined, which could not have been subverted by allocation knowledge. All other elements were considered at 'low risk.'

Heselmans et al's study was at 'low risk' for all elements except incomplete outcome data due to the withdrawal of a significant number of practices, with less than 80% of practices remaining after randomisation for analysis³. Reasons for system concerns were attributed to withdrawals.

3.2.2 Risk of Bias Assessment: Asthma and Angina

Referring to **Supplementary Tables 4 and 5**, the risk of bias in Eccles et al. 's study was 'low' for all elements due to the use of a computerised randomisation process and blinding of assessors⁴. However, less than 80% of eligible patients completed the provided questionnaires, which could have introduced attrition bias. Baseline characteristics of patients and practitioners were not sufficiently addressed, but there was a mention that participating practices were of similar size and training. Selective recruitment of clusters was adequately prevented by recruiting practices and enrolling all patients who met the inclusion criteria.

Risk of Bias Assessment: Hyperlipidaemia

Referring to **Supplementary Tables 4 and 5**, Cobos et al. 's study was rated at 'low-risk' for random sequence generation and allocation concealment due to the use of a random number table to randomise, which does not allow predictable sequences⁵. There was no mention of blinding of assessors, statisticians, or patients. Although <80% of randomised patients had follow-up visits and LDL-C follow-up tests, the study was rated as 'low risk' for attrition and reporting bias because the ITT analysis yielded insignificant outcomes as did the PP analyses. Study funding did not seem to introduce methodological bias since the outcome was patient-reported. Selective recruitment of clusters was adequately prevented by recruiting practices and enrolling all patients of randomised practices who met the inclusion criteria.

Gill et al 's trial was rated at 'high risk' for random sequence generation but 'low risk' for allocation concealment due to randomising clusters of practices based on practice similarities, which is not preferable randomisation⁶. The Eligibility criteria for patients within clusters of practices were pre-defined, which could not have been subverted by allocation knowledge. Blinding of assessors and

statisticians was not mentioned. The number of patients analysed was not reported. However, all outcomes set to be studied were undertaken. The first author is a consultant researcher at the company that holds the concerned EHR's licensing rights, but this conflict of interest did not seem to reflect in methodological risks. Similarly, selective recruitment of clusters was prevented.

Risk of Bias Assessment: Hypertension

Referring to **Supplementary Tables 4 and 5**, Hick's et al 's study was rated 'high risk' for random sequence generation, as clusters of practices were randomised by size and type of practice, which may not be a desirable method of randomisation⁷. Although randomisation could have been open to predictability, patient eligibility criteria practices were pre-defined, which could not have been subverted by allocation knowledge. Thus, the study was rated at 'low risk' for allocation concealment. Blinding of assessors or patients was not mentioned. Thus, the study was rated 'unclear' for blinding participants and outcome assessments. Due to the high number of randomised patients that were withdrawn due to stated reasons, it was rated at 'high risk' for attrition bias. All outcomes were explored, and there was a 'low risk' for selective recruitment of cluster members.

Lopez et al. 's study was rated at 'high risk' for random sequence generation and allocation concealment due to its non-randomised design⁸. There was no mention of blinding personnel, hence it was rated 'unclear' for blinding. There was no mention of withdrawals, and all outcomes were reported. Thus, it was rated as 'low risk' for attrition and selective outcome reporting. No other risks related to funding were significant.

Supplementary Table 6: Quality of Evidence from individual studies evaluated using GRADE

Study	Outcome	Risk of bias	Level of inconsistency	Level of indirectness	Level of imprecision	Publication bias	Quality	Reason for downgrading
Schnipper et al. (2010)	Difference in proportion of patients meeting management goals at the end compared to the beginning of the study	severe	NA	some	low	NA	⊕⊕○○ LOW	RoB: High risk for allocation concealment and unclear whether personnel blinding occurred Indirectness: population identification and management goals were not pre-defined
Gill et al. (2017)	<ul style="list-style-type: none"> • Difference in HbA1c from baseline • Difference in LDL-C from baseline • % patients achieving HbA1c goals 	some	NA	low	low	NA	⊕⊕⊕○ MODERATE	RoB: High risk for random sequence generation and selective outcome reporting
Heselmans et al. (2020)	<ul style="list-style-type: none"> • Difference between the mean value of HbA1c, LDL-C, and blood pressure of the previous year at the moment of the study start and the mean value of HbA1c, LDL-C, and blood pressure of the previous year at 6 and 12 months. 	low	NA	some	low	NA	⊕⊕⊕○ MODERATE	Indirectness: patients had reasonable HbA1c mean values, which does not necessarily reflect diabetic populations with a higher severity of illness
Eccles et al. (2002)	Quality of life and condition specific outcomes using validated questionnaires	some	NA	low	low	NA	⊕⊕⊕○ MODERATE	RoB: High risk for incomplete and selective outcome reporting
Gill et al. (2009)	The percentage of patients with most recent LDL-C at goal	severe	NA	low	low	NA	⊕⊕○○ LOW	RoB: High risk for random sequence generation and incomplete outcome data. Unclear for personnel blinding
Cobos et al. (2006)	<ul style="list-style-type: none"> • Between-group differences in means of lipid values 	some	NA	some	low	NA	⊕⊕⊕○ MODERATE	RoB: Unclear for blinding of personnel Indirectness: excludes general populations with more severe elevations of LDL
Hicks et al. (2008)	<ul style="list-style-type: none"> • Percentage of patients with controlled blood pressure • Odds of blood pressure control at outcome visit 	severe	NA	low	low	NA	⊕⊕○○ LOW	RoB: High risk for random sequence allocation, incomplete outcome reporting and unclear for personnel blinding
Lopez et al. (2019)	<ul style="list-style-type: none"> • Odds of blood pressure control post-intervention 	severe	NA	low	low	NA	⊕⊕○○ LOW	RoB: NRCT, non-randomised and high risk for blinding of personnel

References

- 1) Schnipper JL, Linder JA, Palchuk MB, et al. Effects of documentation-based decision support on chronic disease management. *The American Journal of Managed Care*. 2010; 16 (12 Suppl HIT) (pp SP72-81): at of Pubaton: e 2010.
- 2) Gill J, Kucharski K, Turk B, Pan C, Wei W. Using Electronic Clinical Decision Support in Patient-Centered Medical Homes to Improve Management of Diabetes in Primary Care: The DECIDE Study. *Journal of Ambulatory Care Management*. 2019; 42 (2): 105-115. doi:10.1097/JAC.0000000000000267
- 3) Heselmans A, Delvaux N, Laenen A, Van de Velde S, Ramaekers D, Kunnamo I, et al. Computerized clinical decision support system for diabetes in primary care does not improve quality of care: a cluster-randomized controlled trial. *Implementation science : IS*. 2020; 15 (1): 5. doi:10.1186/s13012-019-0955-6
- 4) Eccles M, McColl E, Steen N, Liaw ST. Computerised evidence-based guidelines may not improve asthma or angina management in primary care. *Evidence-Based Healthcare*. 2003; 7 (2): 81-82.
- 5) Cobos A, Vilaseca J, Asenjo C, et al. Cost effectiveness of a clinical decision support system based on the recommendations of the European Society of Cardiology and other societies for the management of hypercholesterolemia: Report of a cluster-randomized trial. *Disease Management and Health Outcomes*. 2005; 13 (6): 421-432. doi:10.2165/00115677-200513060-00007
- 6) Gill JM, Chen YX, Glutting JJ, et al. Impact of decision support in electronic medical records on lipid management in primary care. *Population health management*. 2009; 12 (5): 221-226. doi:10.1089/pop.2009.0003. doi:10.1089/pop.2009.0003
- 7) Hicks LS, Sequist TD, Ayanian JZ, et al. Impact of computerized decision support on blood pressure management and control: A randomized controlled trial. *Journal of General Internal Medicine*. 2008; 23 (4): 429-441. doi:10.1007/s11606-007-0403-1
- 8) Lopez PM, Divney A, Goldfeld K, et al. Feasibility and Outcomes of an Electronic Health Record Intervention to Improve Hypertension Management in Immigrant-serving Primary Care Practices. *Medical care*. 2019; 57 (Supplement 62) (pp S164-S171): at of Pubaton: 01 Jun 2019. doi:10.1097/MLR.0000000000000994